

Assemblea Ordinaria del 23 aprile 2018ESITO VOTAZIONE

Oggetto : **Bilancio d'esercizio al 31 dicembre 2017**

Hanno partecipato alla votazione:

-n° 163 azionisti,

portatori di n° 249.591.401 azioni ordinarie, tutte ammesse al voto,

pari al 91,761544% del capitale sociale.

Hanno votato:

		% su Azioni Ordinarie
Favorevoli	246.221.739	98,649929
Contrari	0	0,000000
SubTotale	246.221.739	98,649929
Astenuti	60.344	0,024177
Non Votanti	3.309.318	1,325894
SubTotale	3.369.662	1,350071
Totale	249.591.401	100,000000

Ai sensi dell'art. 135-undecies del TUF **non sono computate** ai fini del calcolo della maggioranza e del capitale richiesto per l'approvazione della delibera numero 0 azioni pari al **0,000000%** delle azioni rappresentate in aula.



LISTA ESITO DELLE VOTAZIONE

Oggetto: Bilancio d'esercizio al 31 dicembre 2017

FAVOREVOLI

Badge	Ragione Sociale	Proprio	Delega	Totale
6181	SPADAFORA FRANCESCO		176.721.110	176.721.110
DE**	RAI - RADIOTELEVISIONE ITALIANA SPA	300.000		300.000
6436	AGOSTINI ANTONIO	100.000		100.000
**D	ARCA FONDI SGR SPA - FONDO ARCA ECONOMIA REALE BILANCIATO ITALIA 30	515.302		515.302
**D	ARCA FONDI SGR SPA - FONDO ARCA ECONOMIA REALE EQUITY ITALIA	198.549		198.549
**D	THE MASTER TRUST BANK OF JAPAN LTD	3.341		3.341
**D	AMP CAPITAL GLOBAL LISTED INFRASTRUCTURE FUND	32.701		32.701
**D	AMP CAPITAL GLOBAL LISTED INFRASTRUCTURE FUND	17.000		17.000
**D	FIDELITY SALEM STREET TRUST; SPARTAN TOTAL INTERNATIONAL INDEX FUND	1.006.852		1.006.852
**D	ALLIANZ GI FONDS QUONIAM SMC	152.842		152.842
**D	AXA ASSICURAZIONI SPA	80.980		80.980
**D	AMP CAPITAL GLOBAL LISTED INFRASTR. FD	3.900.859		3.900.859
**D	IPAC SPEC INVEST STR LISTED GL INFR	3.143		3.143
**D	AMP CAPITAL GLOBAL INFRASTRUCTURE SECURITIES FUND (UNHEDGED) (MANAGED FUND)	792.811		792.811
**D	AMP CAPITAL GLOBAL INFR SECUR FUND UNHED	8.120		8.120
**D	UBS (US) GROUP TRUST	28.056		28.056
**D	JNL/BLACKROCK GLOBAL ALLOCATION FUND	100.338		100.338
**D	FLEXSHARES MORNINGSTAR DEVELOPED MARKETS	2.476		2.476
**D	PUBLIC EMPLOYEES RETIREMENT SYSTEM OF OHIO	22.952.930		22.952.930
**D	JPMORGAN EUROPEAN INVESTMENT TRUST PLC	1.390.085		1.390.085
**D	NEW MEXICO STATE INVESTMENT COUNCIL	91.139		91.139
**D	ARTEMIS GLOBAL EQUITY INCOME FUND	1.150.000		1.150.000
**D	ARTEMIS MONTHLY DISTRIBUTION FUND	789		789
**D	BLACKROCK INSTITUTIONAL TRUST COMPANY N.A. INVESTMENT FUNDS FOR EMPLOYEE BENEFIT TRUSTS	220.553		220.553
**D	HSBC GLOBAL INVESTMENT FUNDS	509.636		509.636
**D	DE SHAW VALJE ALL COUNTRY ALPHA EXTENSION FUND	33.424		33.424
**D	VANGUARD EUROPEAN STOCK INDEX FUND	210.817		210.817
**D	VANGUARD DEVELOPED MARKETS INDEX FUND	22.227		22.227
**D	VANGUARD TOTAL WORLD STOCK INDEX FUND	1.306.283		1.306.283
**D	VANGUARD FTSE ALL WORLD SMALL CAP IND FU	420.320		420.320
**D	VANGUARD INVESTMENT SERIES, PLC	2.729.458		2.729.458
**D	ANIMA SGR SPA	10.722		10.722
**D	ANIMA SGR SPA ANIMA CRESCITA ITALIA	5.360		5.360
**D	ANIMA SGR SPA ANIMA CRESCITA ITALIA	24.483		24.483
**D	KAIROS INTERNATIONAL SICAV	6.524		6.524
**D	VANGUARD GLOBAL INFRASTRUCT. INDEX FUND	1.336.771		1.336.771
**D	VANGUARD INTERNATIONAL SMALL COMPANIES INDEX FUND	4.816		4.816
**D	ONEPATH GLOBAL SHARES - GLOBAL INFRASTRUCTURE (HEGGED) INDEX POOL	26.652		26.652
**D	ONEPATH GLOBAL SHARES - SMALL CAP (UNHEDGED) INDEXPOOL	300.000		300.000
**D	ONEPATH GLOBAL SHARES - SMALL CAP (UNHEDGED) INDEXPOOL	3.981.653		3.981.653
**D	VANGUARD TOTAL INTERNATIONAL STOCK INDEX	81.000		81.000
**D	ELEMENTS INTERNATIONAL SMALL CAP PORTFOLIO	922.000		922.000
**D	LMIF IMGAMI EURO SMIL CP	1074		1074
**D	AXA MFS FINANCIAL DAC	1074		1074
**D	BLACKROCK GLOBAL FUNDS	1074		1074
**D	DEUTSCHE XTRK MSCI EMU HDG EQ ETF	1074		1074
**D	AZL BLACKROCK GLOBAL ALLOCATION FUND	1074		1074
**D	ALASKA PERMANENT FUND CORPORATION	1074		1074



LISTA ESITO DELLE VOTAZIONE

Oggetto: Bilancio d'esercizio al 31 dicembre 2017

FAVOREVOLI

Badge	Ragione Sociale	Proprio	Delega	Totale
**D	BLACKROCK LIFE LIMITED		3.723	3.723
**D	PHC NT SMALL CAP		8.048	8.048
**D	PENSION RESERVES INVESTMENT TRUST FUND		29.500	29.500
**D	PUBLIC EMPLOYEES RETIREMENT ASSOCIATION OF NEW MEXICO		5.347	5.347
**D	BLACKROCK GA DISCIPLINED VOL.		8.474	8.474
**D	BLACKROCK GLOBAL ALLOCAT. FUND		9.667.579	9.667.579
**D	SEI GLOBAL MASTER FUND PLC		13.395	13.395
**D	BLACKROCK GLOBAL ALLOCAT. PORT		42.165	42.165
**D	SEI LUPUS ALPHA PAN EUROPEAN		16.298	16.298
**D	TRUST AND CUSTODY SERV BANK		1.700.200	1.700.200
**D	SHINKO GLOBAL INFRASTRUCTURE		526.559	526.559
**D	MUF LYXOR FTSE ITALIA MID CAP		1.051.161	1.051.161
**D	MOL - LYXOR ITALIA EQUITY FIR		15.045	15.045
**D	LEGAL AND GENERAL ASSURANCE PENSIONS MANAGEMENT LIMITED		44.227	44.227
**D	LEGAL AND GENERAL COLLECTIVE INVESTMENT TRUST.		2.461	2.461
**D	MACQUARIE TRUE INDEX GLOBAL INFRASTRUCTURES FUND		23.115	23.115
**D	PANAGORA ASSET MANAGEMENT		1.843	1.843
**D	PANAGORA DYNAMIC INTERNATIONAL EQUITY EXTENDED ALPHA FUND LLC		92.437	92.437
**D	PANAGORA DYNAMIC INTERNATIONAL EQUITY EXTENDED ALPHA FUND LLC		5.360.517	5.360.517
**D	GOVERNMENT OF NORWAY		12.325	12.325
**D	UBS FUND MGT (CH) AG CH0516/UBSCHIF2-EGSCPII		13.198	13.198
**D	TALISMAN STRATEGIC FUND CLASS A		3.172	3.172
**D	PANAGORA ASSET MANAGEMENT INC PANAGORA ABSOLUTE RETURN DYNAMIC GLOBAL MARKET NEUTRAL		52.916	52.916
**D	MISSOURI LOCAL GOVERNMENT EMPLOYEES RETIREMENT SYSTEM C/O PANAGORA ASSET MGMT INC		120.967	120.967
**D	SCHWAB INTERNATIONAL SMALL-CAP EQUITY ETF		37.696	37.696
**D	ANIMA FUNDS PLC		23.572	23.572
**D	JANUS HENDERSON INTERNATIONAL SMALL CAP FUND		10.979	10.979
**D	THE REGENTS OF THE UNIVERSITY OF CALIFORNIA		119.587	119.587
**D	MASSMUTUAL SELECT BLACKROCK GLOBAL ALLOCATION FUND		392.001	392.001
**D	TRANSAMERICA BLACKROCK GLOBAL ALLOCATION VP		940	940
**D	MM SELECT EQUITY ASSET FUND		4.576	4.576
**D	KP INTERNATIONAL EQUITY FUND		772	772
**D	MARYLAND STATE RETIREMENT & PENSION SYSTEM		711	711
**D	GTA PANTHER FUND L.P.		47.127	47.127
**D	CITY OF NEW YORK GROUP TRUST		9.935	9.935
**D	SSGA SPDR ETFs EUROPE II PUBLIC LIMITED COMPANY		231.706	231.706
**D	CALIFORNIA PUBLIC EMPLOYEES RETIREMENT SYSTEM		70.607	70.607
**D	CALIFORNIA STATE TEACHERS RETIREMENT SYSTEM		2.169	2.169
**D	VANGUARD FTSE DEVELOPED EUROPE ALL CAP INDEX ETF		2.100	2.100
**D	VANGUARD FTSE DEVELOPED ALL CAP EX NORTH AMERICA INDEX ETF		174	174
**D	VANGUARD DEVEL ALL-CAP EX NORTH AMERICA EQT IND POOLED FUND		5.525	5.525
**D	WISDOMTREE ISSUER PUBLIC LIMITED COMPANY		2.169	2.169
**D	WISDOMTREE DYNAMIC CURRENCY HEDGED EUROPE EQUITY FUND		4.468	4.468
**D	WISDOMTREE DYNAMIC CURRENCY HEDGED INTRNL SMALLCAP EQ FUND		666.211	666.211
**D	WISDOMTREE EUROPE SMALL-CAP DIVIDEND FUND		398.867	398.867
**D	WISDOMTREE INTERNATIONAL SMALLCAP DIVIDEND FUND			

Azionisti:

140 Teste:

Azionisti in proprio: 3 Azionisti in delega: 5

Pagina 2

5

137

LISTA ESITO DELLE VOTAZIONE

Oggetto: Bilancio d'esercizio al 31 dicembre 2017

FAVOREVOLI

Badge	Ragione Sociale	Proprio	Delega	Totale
**D	WISDOMTREE EUROPE LOCAL RECOVERY FUND	15.754	15.754	15.754
**D	WISDOMTREE GLOBAL SMALLCAP DIVIDEND FUND	5.677	5.677	5.677
**D	WISDOMTREE EUROPE HEDGED SMALLCAP EQUITY FUND	85.702	85.702	85.702
**D	SS BK AND TRUST COMPANY INV FUNDS FOR TAXEXEMPT RETIREMENT PL	172.870	172.870	172.870
**D	AXA WORLD FUNDS	1.120.000	1.120.000	1.120.000
**D	UBS ETF	30.632	30.632	30.632
**D	ISHARES MSCI EAFE SMALL CAP ETF	398.329	398.329	398.329
**D	ISHARES MSCI EUROPE SMALL-CAP ETF	16.488	16.488	16.488
**D	BLACKROCK INST TRUST CO NA INV FUNDSFOR EMPLOYEE BENEFIT TR	723.751	723.751	723.751
**D	ISHARES CORE MSCI EAFE IMI INDEX ETF	7.163	7.163	7.163
**D	ISHARES MSCI EUROPE IMI INDEX EFF	2.991	2.991	2.991
**D	BGI MSCI EAFE SMALL CAP EQUITY INDEX FUND B	27.115	27.115	27.115
**D	BLACKROCK MSCI WORLD SMALL CAP EQ ESG SCREENED INDEX FUND B	1.465	1.465	1.465
**D	MSCI ACWI EX-U.S. IMI INDEX FUND B2	3.996	3.996	3.996
**D	COLLEGE RETIREMENT EQUITIES FUND	55.957	55.957	55.957
**D	SPDR S&P INTERNATIONAL SMALL CAP ETF	52.791	52.791	52.791
**D	MSCI EAFE SMALL CAP PROV INDEX SEC COMMON TR F	27.297	27.297	27.297
**D	ISHARES II PUBLIC LIMITED COMPANY	14.485	14.485	14.485
**D	ISHARES VII PLC	234.206	234.206	234.206
**D	BLACKROCK AM SCH AG OBO BIFS WORLD EX SW SMALL CAP EQ INDEX F	9.653	9.653	9.653
**D	STICHTING PHILIPS PENSIOENFONDS	12.990	12.990	12.990
**D	VANECK VECTORS FTSE GLOBAL INFRASTRUCTURE (HEDGED) ETF	3.005	3.005	3.005
**D	STATE OF UTAH, SCHOOL AND INSTITUTIONAL TRUST FUNDS	10.095	10.095	10.095
**D	NTGI-QM COMMON DAILY ALL COUNWD EX-US INV MKT INDEX F NONLEND	2.045	2.045	2.045
**D	THE PUBLIC INSTITUTION FOR SOCIAL SECURITY	77.948	77.948	77.948
**D	NATIONAL COUNCIL FOR SOCIAL SECURITY FUND, P.R.C	8.329	8.329	8.329
**D	GOVERNMENT EMPLOYEES SUPERANNUATION BOARD	4.032	4.032	4.032
**D	NORTHERN TRUST GLOBAL INVESTMENTS COLLECTIVE FUNDS TRUST	93.031	93.031	93.031
**D	LOS ANGELES CITY EMPLOYEES RETIREMENT SYSTEM	8.567	8.567	8.567
**D	CITY OF LOS ANGELES FIRE AND POLICE PENSION PLAN	15.967	15.967	15.967
**D	UTAH STATE RETIREMENT SYSTEMS	1.748	1.748	1.748
**D	COMMONWEALTH GLOBAL LISTED INFRASTRUCTURE FUND 6	48.416	48.416	48.416
**D	MUNICIPAL EMPLOYEES' ANNUITY AND BENEFIT FUND OF CHICAGO	2.963	2.963	2.963
**D	LEGAL & GENERAL ICAV	1.078	1.078	1.078
**D	LEGAL & GENERAL GLOBAL INFRASTRUCTURE INDEX FUND	4.880	4.880	4.880
**D	ILLINOIS STATE BOARD OF INVESTMENT	18.581	18.581	18.581
**D	VERDIPAPIRFONDET KLP AKSJEGLOBAL SMALL CAP INDEKS I	12.810	12.810	12.810
**D	MEDIOBANUM GESTIONE FONDI SGR - FLESSIBILE FUTURO ITALIA	400.000	400.000	400.000
**D	EUF - EQUITY ITALY	19.100	19.100	19.100
**D	EUF - EQUITY SMALL MID CAP ITALY	154.283	154.283	154.283
**D	AMUNDI DIVIDENDO ITALIA	127.500	127.500	127.500
**D	AMUNDI VALORE ITALIA FIR	185.000	185.000	185.000
**D	FCP HSEC MIDDLE CAP EURO	209.815	209.815	209.815
**D	CARPIMKO PM CAPI H	150.000	150.000	150.000
**D	BNY MELLON EMPLOYEE BENEFIT COLLECTIVE INVESTMENT FUND PLAN	3.385	3.385	3.385



Assemblea Ordinaria del 23 aprile 2018

LISTA ESITO DELLE VOTAZIONE

Oggetto: Bilancio d'esercizio al 31 dicembre 2017

FAVOREVOLI

Badge	Ragione Sociale	Proprio	Delega	Totale
**D	CF DV ACWI EX-U.S. IMI FUND		395	395
6580	BULLETTI OTTAVIO ANTONIO	1.050		1.050
DE*	LICCATTI ROSANNA MIRELLA		2.050	2.050
DE*	LIMONGI MARIA		1.050	1.050
DE*	SCIARRINO GIACOMO		1.400	1.400
6668	BOVE KATRIN	13		13
7221	ROSSI PAOLA	6.050		6.050

Totale voti 246.221.739

Percentuale votanti % 98,649929

Percentuale Capitale % 90,522698

Azionisti: 140 Teste: 5
Azionisti in proprio: 3 Azionisti in delega: 137

Pagina 4

Assemblea Ordinaria del 23 aprile 2018

LISTA ESITO DELLE VOTAZIONE

Oggetto: Bilancio d'esercizio al 31 dicembre 2017

CONTRARI

Badge	Ragione Sociale	Proprio	Delega	Totale
Totale voti	0			
Percentuale votanti %	0,000000			
Percentuale Capitale %	0,000000			

Azionisti:
Azionisti in proprio:

0
0

0
0

Pagina 5



Assemblea Ordinaria del 23 aprile 2018

LISTA ESITO DELLE VOTAZIONE

Oggetto: Bilancio d'esercizio al 31 dicembre 2017

ASTENUTI

Badge	Ragione Sociale	Proprio	Delega	Totale
6436	AGOSTINI ANTONIO			
**D	CHALLENGE FUNDS CHALLENGE ITALIAN EQUITY			
6603	ROSSANO PATRIZIO	1	60.343	60.343

Totale voti 60.344

Percentuale votanti % 0,024177

Percentuale Capitale % 0,022185

Azionisti:
Azionisti in proprio:2 Tester:
1 Azionisti in delega:

Pagina 6

LISTA ESITO DELLE VOTAZIONE

Oggetto: Bilancio d'esercizio al 31 dicembre 2017

NON VOTANTI

Badge	Ragione Sociale	Proprio	Delega	Totale
6436	AGOSTINI ANTONIO		217.640	217.640
**D	KAIROS INTERNATIONAL SICAV - RISORGIMENTO		28.208	28.208
**D	KAIROS INTERNATIONAL SICAV - ITALIA PIR		296.551	296.551
**D	KAIROS INTERNATIONAL SICAV - ITALIA		25.039	25.039
**D	KAIROS INTERNATIONAL SICAV - TARGET ITALY ALPHA		350.000	350.000
**D	UBI SICAV ITALIAN EQUITY		150.000	150.000
**D	UBI PRAMERICA SGR SPA		60.000	60.000
**D	FONDO GESTIELLE PRO ITALIA DI ALETTI GESTIELLE SGR SPA		53.000	53.000
**D	INTERFUND SICAV INTERFUND EQUITY ITALY		253.000	253.000
**D	FIDEURAM ASSET MANAGEMENT (IRELAND) FONDITALIA EQUITY ITALY		5.000	5.000
**D	FIDEURAM ASSET MANAGEMENT (IRELAND) FIDEURAM FUND EQUITY ITALY		10.000	10.000
**D	FIDEURAM INVESTIMENTI SGR - FIDEURAM ITALIA		158.000	158.000
**D	FIDEURAM INVESTIMENTI SGR - PIANO AZIONI ITALIA		55.000	55.000
**D	FIDEURAM INVESTIMENTI SGR - PIANO BILANCIATO ITALIA 50		22.000	22.000
**D	FIDEURAM INVESTIMENTI SGR - PIANO BILANCIATO ITALIA 30		135.439	135.439
**D	FIDEURAM INVESTIMENTI SGR - PIANO BILANCIATO ITALIA 20		65.499	65.499
**D	EURIZON CAPITAL SGR - EURIZON PROGETTO ITALIA 20		127.428	127.428
**D	EURIZON CAPITAL SGR - EURIZON PIR ITALIA 30		60.000	60.000
**D	EURIZON CAPITAL SGR - EURIZON PROGETTO ITALIA 70		13.951	13.951
**D	EURIZON CAPITAL SGR - EURIZON AZIONI ITALIA		793.194	793.194
**D	EURIZON CAPITAL SGR - EURIZON PIR ITALIA AZIONI			
**D	EURIZON CAPITAL SGR - EURIZON AZIONI PMI ITALIA			
**D	EURIZON CAPITAL SGR - EURIZON PROGETTO ITALIA 40		430.369	430.369

Totale voti 3.309.318
 Percentuale votanti % 1,325894
 Percentuale Capitale % 1,216661

Azionisti:
 Azionisti in proprio:


21 Teste:
 0 Azionisti in delega:

1
 21

Pagina 7



Handwritten notes in the top left corner, including the number '10' and some illegible scribbles.

Assemblea Ordinaria del 23 aprile 2018ESITO VOTAZIONE

Oggetto : **Destinazione utile di esercizio**

Hanno partecipato alla votazione:

-n° 163 azionisti,
portatori di n° 249.591.401 azioni ordinarie, tutte ammesse al voto,
pari al 91,761544% del capitale sociale.

Hanno votato:

		% su Azioni Ordinarie
Favorevoli	246.221.739	98,649929
Contrari	<u>1</u>	0,000000
SubTotale	246.221.740	98,649929
Astenuti	60.343	0,024177
Non Votanti	<u>3.309.318</u>	1,325894
SubTotale	3.369.661	1,350071
Totale	<u>249.591.401</u>	100,000000

Ai sensi dell'art. 135-undecies del TUF **non sono computate** ai fini del calcolo della maggioranza e del capitale richiesto per l'approvazione della delibera numero **0** azioni pari al **0,000000%** delle azioni rappresentate in aula.

LISTA ESITO DELLE VOTAZIONE
 Oggetto: Destinazione utile di esercizio

FAVOREVOLI

Badge	Ragione Sociale	Proprio	Delega	Totale
6181	SPADAFORA FRANCESCO			
DE*	RAI - RADIOTELEVISIONE ITALIANA SPA	176.721,110		176.721,110
6436	AGOSTINI ANTONIO			
**D	ARCA FONDI SGR SPA - FONDO ARCA ECONOMIA REALE BILANCIATO ITALIA 30	300.000		300.000
**D	ARCA FONDI SGR SPA - FONDO ARCA ECONOMIA REALE EQUITY ITALIA	100.000		100.000
**D	THE MASTER TRUST BANK OF JAPAN LTD	515.302		515.302
**D	AMP CAPITAL GLOBAL LISTED INFRASTRUCTURE FUND	198.549		198.549
**D	FIDELITY SALEM STREET TRUST: SPARTAN TOTAL INTERNATIONAL INDEX FUND	3.341		3.341
**D	ALLIANZ GI FONDS' QUONIAM SMC	32.701		32.701
**D	AXA ASSICURAZIONI SPA	17.000		17.000
**D	AMP CAPITAL GLOBAL LISTED INFRASTR. FD	1.006.852		1.006.852
**D	IPAC SPEC INVEST STR LISTED GL INFR	152.842		152.842
**D	AMP CAPITAL GLOBAL INFRASTRUCTURE SECURITIES FUND (UNHEDED) (MANAGED FUND)	80.980		80.980
**D	AMP CAPITAL GLOBAL INFR SECUR FUND UNHE	3.900.859		3.900.859
**D	UBS (US) GROUP TRUST	3.143		3.143
**D	JNL/BLACKROCK GLOBAL ALLOCATION FUND	792.811		792.811
**D	FLEXSHARES MORNINGSTAR DEVELOPED MARKETS	8.120		8.120
**D	PUBLIC EMPLOYEES RETIREMENT SYSTEM OF OHIO	28.056		28.056
**D	JPMORGAN EUROPEAN INVESTMENT TRUST PLC	100.338		100.338
**D	NEW MEXICO STATE INVESTMENT COUNCIL	2.476		2.476
**D	ARTEMIS GLOBAL EQUITY INCOME FUND	22.952.930		22.952.930
**D	ARTEMIS MONTHLY DISTRIBUTION FUND	1.390.085		1.390.085
**D	BLACKROCK INSTITUTIONAL TRUST COMPANY N.A. INVESTMENT FUNDS FOR EMPLOYEE BENEFIT TRUSTS	91.139		91.139
**D	HSBC GLOBAL INVESTMENT FUNDS	1.150.000		1.150.000
**D	DE SHAW VALUE ALL COUNTRY ALPHA EXTENSION FUND	789		789
**D	VANGUARD EUROPEAN STOCK INDEX FUND	220.553		220.553
**D	VANGUARD DEVELOPED MARKETS INDEX FUND	509.636		509.636
**D	VANGUARD TOTAL WORLD STOCK INDEX FUND	33.424		33.424
**D	VANGUARD FTSE ALL WORLD SMALL CAP IND FU	210.817		210.817
**D	VANGUARD INVESTMENT SERIES, PLC	22.227		22.227
**D	ANIMA SGR SPA	1.306.283		1.306.283
**D	ANIMA SGR SPA ANIMA CRESCITA ITALIA	420.320		420.320
**D	KAIROS INTERNATIONAL SICAV	2.729.458		2.729.458
**D	VANGUARD GLOBAL INFRASTRUCT. INDEX FUND	10.722		10.722
**D	VANGUARD INTERNATIONAL SMALL COMPANIES INDEX FUND	5.360		5.360
**D	ONEPATH GLOBAL SHARES - GLOBAL INFRASTRUCTURE (HEDED) INDEX POOL	24.483		24.483
**D	ONEPATH GLOBAL SHARES - SMALL CAP (UNHEDED) INDEXPOOL	6.524		6.524
**D	VANGUARD TOTAL INTERNATIONAL STOCK INDEX	1.336.771		1.336.771
**D	ELEMENTS INTERNATIONAL SMALL CAP PORTFOLIO	4.816		4.816
**D	LMIF IMGAMI EURO SMIL CP	26.652		26.652
**D	AXA MFS FINANCIAL DAC	300.000		300.000
**D	BLACKROCK GLOBAL FUNDS	3.981.653		3.981.653
**D	DEUTSCHE XTRK MSCI EMU HDG EQ ETF	928		928
**D	AZL BLACKROCK GLOBAL ALLOCATION FUND	81.093		81.093
**D	ALASKA PERMANENT FUND CORPORATION	134		134



Assemblea Ordinaria del 23 aprile 2018

LISTA ESITO DELLE VOTAZIONI
 Oggetto: Destinazione utile di esercizio

FAVOREVOLI

Badge	Ragione Sociale	Proprio	Delega	Totale
**D	BLACKROCK LIFE LIMITED		3.723	3.723
**D	PHC NT SMALL CAP		8.048	8.048
**D	PENSION RESERVES INVESTMENT TRUST FUND		29.500	29.500
**D	PUBLIC EMPLOYEES RETIREMENT ASSOCIATION OF NEW MEXICO		5.347	5.347
**D	BLACKROCK GA DISCIPLINED VOL.		8.474	8.474
**D	BLACKROCK GLOBAL ALLOCAT. FUND	9.667.579		9.667.579
**D	SEI GLOBAL MASTER FUND PIC	13.395		13.395
**D	BLACKROCK GLOBAL ALLOCAT. PORT	42.165		42.165
**D	SEI LUPUS ALPHA PAN EUROPEAN	16.298		16.298
**D	TRUST AND CUSTODY SERV BANK	1.700.200		1.700.200
**D	SHINKO GLOBAL INFRASTRUCTURE	526.559		526.559
**D	MUF LYXOR FTSE ITALIA MID CAP	1.051.161		1.051.161
**D	MUL - LYXOR ITALIA EQUITY FIR	15.045		15.045
**D	LEGAL AND GENERAL ASSURANCE PENSIONS MANAGEMENT LIMITED	44.227		44.227
**D	LEGAL AND GENERAL COLLECTIVE INVESTMENT TRUST.	2.461		2.461
**D	MACQUARIE TRUE INDEX GLOBAL INFRASECURITIES FUND	23.115		23.115
**D	PANAGORA ASSET MANAGEMENT	1.843		1.843
**D	PANAGORA DYNAMIC INTERNATIONAL EQUITY EXTENDED ALPHA FUND LLC	92.437		92.437
**D	GOVERNMENT OF NORWAY	5.360.517		5.360.517
**D	UBS FUND MGT (CH) AG CH0516/UBSCHIF2-EGSCP11	12.325		12.325
**D	TALISMAN STRATEGIC FUND CLASS A	13.198		13.198
**D	PANAGORA ASSET MANAGEMENT INC PANAGORA ABSOLUTE RETURN DYNAMIC GLOBAL MARKET NEUTRAL	3.172		3.172
**D	MISSOURI LOCAL GOVERNMENT EMPLOYEES RETIREMENT SYSTEM C/O PANAGORA ASSET MGMT INC	52.916		52.916
**D	SCHWAB INTERNATIONAL SMALL-CAP EQUITY ETF	120.967		120.967
**D	ANIMA FUNDS PIC	37.696		37.696
**D	JANUS HENDERSON INTERNATIONAL SMALL CAP FUND	23.572		23.572
**D	THE REGENTS OF THE UNIVERSITY OF CALIFORNIA	10.979		10.979
**D	MASSMUTUAL SELECT BLACKROCK GLOBAL ALLOCATION FUND	119.587		119.587
**D	TRANSAMERICA BLACKROCK GLOBAL ALLOCATION VP	392.001		392.001
**D	MM SELECT EQUITY ASSET FUND	940		940
**D	KP INTERNATIONAL EQUITY FUND	4.576		4.576
**D	MARYLAND STATE RETIREMENT & PENSION SYSTEM	772		772
**D	GTRP PANTHER FUND L.P.	711		711
**D	CITY OF NEW YORK GROUP TRUST	47.127		47.127
**D	SSGA SPDR ETFs EUROPE II PUBLIC LIMITED COMPANY	9.935		9.935
**D	CALIFORNIA PUBLIC EMPLOYEES RETIREMENT SYSTEM	231.706		231.706
**D	CALIFORNIA STATE TEACHERS RETIREMENT SYSTEM	70.607		70.607
**D	VANGUARD FTSE DEVELOPED EUROPE ALL CAP INDEX ETF	2.169		2.169
**D	VANGUARD FTSE DEVELOPED ALL CAP EX NORTH AMERICA INDEX ETF	2.100		2.100
**D	VANGUARD DEVEL ALL-CAP EX NORTH AMERICA EQT IND POOLED FUND	174		174
**D	WISDOMTREE ISSUER PUBLIC LIMITED COMPANY	5.525		5.525
**D	WISDOMTREE DYNAMIC CURRENCY HEDGED EUROPE EQUITY FUND	2.169		2.169
**D	WISDOMTREE DYNAMIC CURRENCY HEDGED INTRNL SMALLCAP EQ FUND	4.468		4.468
**D	WISDOMTREE EUROPE SMALLCAP DIVIDEND FUND	666.211		666.211
**D	WISDOMTREE INTERNATIONAL SMALLCAP DIVIDEND FUND	398.867		398.867

LISTA ESITO DELLE VOTAZIONE
 Oggetto: Destinazione utile di esercizio

FAVOREVOLI

Badge	Ragione Sociale	Proprio	Delega	Totale
**D	WISDOMTREE EUROPE LOCAL RECOVERY FUND	15.754	15.754	15.754
**D	WISDOMTREE GLOBAL SMALLCAP DIVIDEND FUND	5.677	5.677	5.677
**D	WISDOMTREE EUROPE HEDGED SMALLCAP EQUITY FUND	85.702	85.702	85.702
**D	SS BK AND TRUST COMPANY INV FUNDS FOR TAXEXEMPT RETIREMENT PL	172.870	172.870	172.870
**D	AXA WORLD FUNDS	1.120.000	1.120.000	1.120.000
**D	UBS ETF	30.632	30.632	30.632
**D	ISHARES MSCI EAFE SMALL CAP ETF	398.329	398.329	398.329
**D	ISHARES MSCI EUROPE SMALL-CAP ETF	16.488	16.488	16.488
**D	BLACKROCK INST TRUST CO NA INV FUNDSFOR EMPLOYEE BENEFIT TR	723.751	723.751	723.751
**D	ISHARES CORE MSCI EAFE IMI INDEX ETF	7.163	7.163	7.163
**D	ISHARES MSCI EUROPE IMI INDEX ETF	2.991	2.991	2.991
**D	BGI MSCI EAFE SMALL CAP EQUITY INDEX FUND B	27.115	27.115	27.115
**D	BLACKROCK MSCI WORLD SMALL CAP EQ ESG SCREENED INDEX FUND B	1.465	1.465	1.465
**D	MSCI ACWI EX-U.S. IMI INDEX FUND B2	3.996	3.996	3.996
**D	COLLEGE RETIREMENT EQUITIES FUND	55.957	55.957	55.957
**D	SPDR S&P INTERNATIONAL SMALL CAP ETF	52.791	52.791	52.791
**D	MSCI EAFE SMALL CAP PROV INDEX SEC COMMON TR F	27.297	27.297	27.297
**D	ISHARES II PUBLIC LIMITED COMPANY	14.485	14.485	14.485
**D	ISHARES VII PLC	234.206	234.206	234.206
**D	BLACKROCK AM SCH AG OBO BIFS WORLD EX SW SMALL CAP EQ INDEX F	9.653	9.653	9.653
**D	STICHTING PHILIPS PENSIOENFONDS	12.990	12.990	12.990
**D	VANECK VECTORS FTSE GLOBAL INFRASTRUCTURE (HEDGED) ETF	3.005	3.005	3.005
**D	STATE OF UTAH, SCHOOL AND INSTITUTIONAL TRUST FUNDS	10.095	10.095	10.095
**D	NTGI-QM COMMON DAILY ALL COUNWD EX-US INV MKT INDEX F NONLEND	2.045	2.045	2.045
**D	THE PUBLIC INSTITUTION FOR SOCIAL SECURITY	77.948	77.948	77.948
**D	NATIONAL COUNCIL FOR SOCIAL SECURITY FUND, P.R.C	8.329	8.329	8.329
**D	GOVERNMENT EMPLOYEES SUPERANNUATION BOARD	4.032	4.032	4.032
**D	NORTHERN TRUST GLOBAL INVESTMENTS COLLECTIVE FUNDS TRUST	93.031	93.031	93.031
**D	LOS ANGELES CITY EMPLOYEES RETIREMENT SYSTEM	8.567	8.567	8.567
**D	CITY OF LOS ANGELES FIRE AND POLICE PENSION PLAN	15.967	15.967	15.967
**D	UTAH STATE RETIREMENT SYSTEMS	1.748	1.748	1.748
**D	COMMONWEALTH GLOBAL LISTED INFRASTRUCTURE FUND 6	48.416	48.416	48.416
**D	MUNICIPAL EMPLOYEES' ANNUITY AND BENEFIT FUND OF CHICAGO	2.963	2.963	2.963
**D	LEGAL & GENERAL ICAV	1.078	1.078	1.078
**D	LEGAL & GENERAL GLOBAL INFRASTRUCTURE INDEX FUND	4.880	4.880	4.880
**D	ILLINOIS STATE BOARD OF INVESTMENT	18.581	18.581	18.581
**D	VERDIPAPIRFONDET KLP AKSJEGLOBAL SMALL CAP INDEXES I	12.810	12.810	12.810
**D	MEDIOLANUM GESTIONE FONDI SGR - FLESSIBILE FUTURO ITALIA	400.000	400.000	400.000
**D	EUF - EQUITY ITALY	19.100	19.100	19.100
**D	EUF - EQUITY SMALL MID CAP ITALY	154.283	154.283	154.283
**D	AMUNDI DIVIDENDO ITALIA	127.500	127.500	127.500
**D	AMUNDI VALORE ITALIA PIR	185.000	185.000	185.000
**D	FCP HSBC MIDDLE CAP EURO	209.815	209.815	209.815
**D	CARPIMKO PM CAPI H	150.000	150.000	150.000
**D	BNY MELLON EMPLOYEE BENEFIT COLLECTIVE INVESTMENT FUND PLAN	3.885	3.885	3.885



Assemblea Ordinaria del 23 aprile 2018

LISTA ESITO DELLE VOTAZIONE

Oggetto: Destinazione utile di esercizio

FAVOREVOLI

Badge	Ragione Sociale	Proprio	Delega	Totale
**D	CF DV ACWI EX-U.S. IMI FUND		395	395
6580	BULLETTI OTTAVIO ANTONIO	1.050		1.050
DE*	LICCATI ROSANNA MIRELLA		2.050	2.050
DE*	LIMONGI MARIA		1.050	1.050
DE*	SCIARRINO GIACOMO		1.400	1.400
6668	BOVE KATRIN	13		13
7221	ROSSI PAOLA	6.050		6.050

Totale voti 246.221.739

Percentuale votanti % 98,649929

Percentuale Capitale % 90,522698

Azionisti:
Azionisti in proprio:140 Teste:
3 Azionisti in delega:

Pagina 4

5
137

23 aprile 2018 12.27.51

Assemblea Ordinaria del 23 aprile 2018

Rai Way S.p.A.

LISTA ESITO DELLE VOTAZIONE
Oggetto: Destinazione utile di esercizio

Badge Ragione Sociale
6603 ROSSANO PATRIZIO

Totale voti 1
Percentuale votanti % 0,000000
Percentuale Capitale % 0,000000

CONTRARI

Proprio	Delega	Totale
1		1

Azionisti:
Azionisti in proprio:

1
1

1
0

Pagina 5



Assemblea Ordinaria del 23 aprile 2018

LISTA ESITO DELLE VOTAZIONE
Oggetto: Destinazione utile di esercizio

Badge Ragione Sociale
6436 AGOSTINI ANTONIO
**D CHALLENGE FUNDS CHALLENGE ITALIAN EQUITY

Totale voti 60.343
Percentuale votanti % 0,024177
Percentuale Capitale % 0,022185

ASTENUTI

Proprio	Delega	Totale
	60.343	60.343

Azionisti: 1 Teste: 1
Azionisti in proprio: 0 Azionisti in delega: 1

LISTA ESITO DELLE VOTAZIONI
 Oggetto: Destinazione utile di esercizio

NON VOTANTI

Badge	Ragione Sociale	Proprio	Delega	Totale
6436	AGOSTINI ANTONIO		217.640	217.640
**D	KAIROS INTERNATIONAL SICAV - RISORGIMENTO		28.208	28.208
**D	KAIROS INTERNATIONAL SICAV - ITALIA PIR		296.551	296.551
**D	KAIROS INTERNATIONAL SICAV - ITALIA		25.039	25.039
**D	KAIROS INTERNATIONAL SICAV - TARGET ITALY ALPHA		350.000	350.000
**D	UBI SICAV ITALIAN EQUITY		150.000	150.000
**D	UBI PRAMERICA SGR SPA		60.000	60.000
**D	FONDO GESTIELLE PRO ITALIA DI ALETTI GESTIELLE SGR SPA		53.000	53.000
**D	INTERFUND SICAV INTERFUND EQUITY ITALY		253.000	253.000
**D	FIDEURAM ASSET MANAGEMENT (IRELAND) FONDITALIA EQUITY ITALY		5.000	5.000
**D	FIDEURAM ASSET MANAGEMENT (IRELAND) FIDEURAM FUND EQUITY ITALY		10.000	10.000
**D	FIDEURAM INVESTIMENTI SGR - FIDEURAM ITALIA		158.000	158.000
**D	FIDEURAM INVESTIMENTI SGR - PIANO AZIONI ITALIA		55.000	55.000
**D	FIDEURAM INVESTIMENTI SGR - PIANO BILANCIATO ITALIA 50		22.000	22.000
**D	FIDEURAM INVESTIMENTI SGR - PIANO BILANCIATO ITALIA 30		135.439	135.439
**D	FIDEURAM INVESTIMENTI SGR - EURIZON PROGETTO ITALIA 20		65.499	65.499
**D	EURIZON CAPITAL SGR - EURIZON PIR ITALIA 30		127.428	127.428
**D	EURIZON CAPITAL SGR - EURIZON PROGETTO ITALIA 70		60.000	60.000
**D	EURIZON CAPITAL SGR - EURIZON AZIONI ITALIA		13.951	13.951
**D	EURIZON CAPITAL SGR - EURIZON PIR ITALIA AZIONI		793.194	793.194
**D	EURIZON CAPITAL SGR - EURIZON AZIONI PMI ITALIA		430.369	430.369
**D	EURIZON CAPITAL SGR - EURIZON PROGETTO ITALIA 40			

Totale voti 3.309.318
 Percentuale votanti % 1,325894
 Percentuale Capitale % 1,216661

Azionisti:
 Azionisti in proprio:

21 Teste:
 0 Azionisti in delega:

1
 21



Assemblea Ordinaria del 23 aprile 2018ESITO VOTAZIONE

Oggetto : **Integrazione corrispettivi PwC S.p.A.**

Hanno partecipato alla votazione:

-n° 163 azionisti,
portatori di n° 249.591.401 azioni ordinarie, tutte ammesse al voto,
pari al 91,761544% del capitale sociale.

Hanno votato:

		% su Azioni Ordinarie
Favorevoli	232.780.705	93,264713
Contrari	13.256.051	5,311101
SubTotale	<u>246.036.756</u>	98,575814
Astenuti	71.944	0,028825
Non Votanti	3.482.701	1,395361
SubTotale	<u>3.554.645</u>	1,424186
Totale	<u>249.591.401</u>	100,000000

Ai sensi dell'art. 135-undecies del TUF **non sono computate** ai fini del calcolo della maggioranza e del capitale richiesto per l'approvazione della delibera numero **0** azioni pari al **0,000000%** delle azioni rappresentate in aula.



Assemblea Ordinaria del 23 aprile 2018

LISTA ESITO DELLE VOTAZIONI

Oggetto: Integrazione corrispettivi PwC S.p.A.

FAVOREVOLI

Badge	Ragione Sociale	Proprio	Delega	Totale
6181	SPADAFORA FRANCESCO			
DE*	RAI - RADIODIFFUSIONE ITALIANA SPA	176.721.110	176.721.110	
6436	AGOSTINI ANTONIO		515.302	515.302
**D	THE MASTER TRUST BANK OF JAPAN LTD		198.549	198.549
**D	AMP CAPITAL GLOBAL LISTED INFRASTRUCTURE FUND		32.701	32.701
**D	ALLIANZ GI FONDS QUONIAM SMC		1.006.852	1.006.852
**D	AMP CAPITAL GLOBAL LISTED INFRASTR. FD		152.842	152.842
**D	IPAC SPEC INVEST STR LISTED GL INFR		80.980	80.980
**D	AMP CAPITAL GLOBAL INFRASTRUCTURE SECURITIES FUND (UNHEDED) (MANAGED FUND)		3.900.859	3.900.859
**D	AMP CAPITAL GLOBAL INFR SECUR FUND UNHED		3.143	3.143
**D	UBS (US) GROUP TRUST		792.811	792.811
**D	JNL/BLACKROCK GLOBAL ALLOCATION FUND		28.056	28.056
**D	PUBLIC EMPLOYEES RETIREMENT SYSTEM OF OHIO		2.476	2.476
**D	NEW MEXICO STATE INVESTMENT COUNCIL		22.952.930	22.952.930
**D	ARTEMIS GLOBAL EQUITY INCOME FUND		1.390.085	1.390.085
**D	ARTEMIS MONTHLY DISTRIBUTION FUND		91.139	91.139
**D	BLACKROCK INSTITUTIONAL TRUST COMPANY N.A. INVESTMENT FUNDS FOR EMPLOYEE BENEFIT TRUSTS		2.729.458	2.729.458
**D	KAHROS INTERNATIONAL SICAV		3.981.653	3.981.653
**D	BLACKROCK GLOBAL FUNDS		81.093	81.093
**D	AZL BLACKROCK GLOBAL ALLOCATION FUND		3.723	3.723
**D	BLACKROCK LIFE LIMITED		8.474	8.474
**D	BLACKROCK GA DISCIPLINED VOL.		9.667.579	9.667.579
**D	BLACKROCK GLOBAL ALLOCAT. FUND		13.395	13.395
**D	SEI GLOBAL MASTER FUND PLC		42.165	42.165
**D	BLACKROCK GLOBAL ALLOCAT. PORT		16.298	16.298
**D	SEI LUPUS ALPHA PAN EUROPEAN		526.559	526.559
**D	SHINKO GLOBAL INFRASTRUCTURE		5.360.517	5.360.517
**D	GOVERNMENT OF NORWAY		12.325	12.325
**D	UBS FUND MGT (CH) AG CHO516/UBSCHIF2-EGSCPII		13.198	13.198
**D	TALISMAN STRATEGIC FUND CLASS A		120.967	120.967
**D	SCHWAB INTERNATIONAL SMALL-CAP EQUITY ETF		23.572	23.572
**D	JANUS HENDERSON INTERNATIONAL SMALL CAP FUND		119.587	119.587
**D	MASSMUTUAL SELECT BLACKROCK GLOBAL ALLOCATION FUND		392.001	392.001
**D	TRANSAMERICA BLACKROCK GLOBAL ALLOCATION VP		231.706	231.706
**D	CALIFORNIA PUBLIC EMPLOYEES RETIREMENT SYSTEM		30.632	30.632
**D	UBS ETF		398.329	398.329
**D	ISHARES MSCI EAFE SMALL CAP ETF		16.488	16.488
**D	ISHARES MSCI EUROPE SMALL-CAP ETF		723.751	723.751
**D	BLACKROCK INST TRUST CO NA INV FUNDSFOR EMPLOYEE BENEFIT TR		7.163	7.163
**D	ISHARES CORE MSCI EAFE IMI INDEX ETF		2.991	2.991
**D	ISHARES MSCI EUROPE IMI INDEX ETF		27.115	27.115
**D	BGI MSCI EAFE SMALL CAP EQUITY INDEX FUND B		1.465	1.465
**D	BLACKROCK MSCI WORLD SMALL CAP EQ ESG SCREENED INDEX FUND B		3.996	3.996
**D	MSCI ACWI EX-U.S. IMI INDEX FUND B2		55.957	55.957
**D	COLLEGE RETIREMENT EQUITIES FUND			



Assemblea Ordinaria del 23 aprile 2018

LISTA ESITO DELLE VOTAZIONI

Oggetto: Integrazione corrispettivi PwC S.p.A.

FAVOREVOLI

Badge	Ragione Sociale	Proprio	Delega	Totale
**D	ISHARES II PUBLIC LIMITED COMPANY		14.485	14.485
**D	ISHARES VII PLC		234.206	234.206
**D	BLACKROCK AM SCH IAG OBO BIFS WORLD EX SW SMALL CAP EQ INDEX F		9.653	9.653
**D	STICHTING PHILIPS PENSIOENFONDS		12.990	12.990
**D	VANECK VECTORS FTSE GLOBAL INFRASTRUCTURE (HEDGED) ETF		3.005	3.005
**D	GOVERNMENT EMPLOYEES SUPERANNUATION BOARD		4.032	4.032
**D	UTAH STATE RETIREMENT SYSTEMS		1.748	1.748
**D	ILLINOIS STATE BOARD OF INVESTMENT		18.581	18.581
6668	BOVE KATRIN	13		13
Totale voti				
Percentuale votanti %				
Percentuale Capitale %				

Totale voti 232.780.705
 Percentuale votanti % 93,264713
 Percentuale Capitale % 85,581142

LISTA ESITO DELLE VOTAZIONE

Oggetto: Integrazione corrispettivi PwC S.p.A.

CONTRARI

Badge	Ragione Sociale	Proprio	Delega	Totale
6436	AGOSTINI ANTONIO		300.000	300.000
**D	ARCA FONDI SGR SPA - FONDO ARCA ECONOMIA REALE BILANCIATO ITALIA 30		100.000	100.000
**D	ARCA FONDI SGR SPA - FONDO ARCA ECONOMIA REALE EQUITY ITALIA		3.341	3.341
**D	FIDELITY SALEM STREET TRUST: SPARTAN TOTAL INTERNATIONAL INDEX FUND		17.000	17.000
**D	AXA ASSICURAZIONI SPA		8.120	8.120
**D	FLEXSHARES MORNINGSTAR DEVELOPED MARKETS		100.338	100.338
**D	JPMORGAN EUROPEAN INVESTMENT TRUST PLC		1.150.000	1.150.000
**D	HSBC GLOBAL INVESTMENT FUNDS	789		789
**D	DE SHAW VALUE ALL COUNTRY ALPHA EXTENSION FUND		220.553	220.553
**D	VANGUARD EUROPEAN STOCK INDEX FUND		509.636	509.636
**D	VANGUARD DEVELOPED MARKETS INDEX FUND		33.424	33.424
**D	VANGUARD TOTAL WORLD STOCK INDEX FUND		210.817	210.817
**D	VANGUARD FTSE ALL WORLD SMALL CAP IND FU		22.227	22.227
**D	VANGUARD INVESTMENT SERIES, PLC		1.306.283	1.306.283
**D	ANIMA SGR SPA		420.320	420.320
**D	ANIMA SGR SPA ANIMA CRESCITA ITALIA		10.722	10.722
**D	VANGUARD GLOBAL INFRASTRUCT. INDEX FUND		5.360	5.360
**D	VANGUARD INTERNATIONAL SMALL COMPANIES INDEX FUND		24.483	24.483
**D	ONEPATH GLOBAL SHARES - GLOBAL INFRASTRUCTURE (HEGGED) INDEX POOL		6.524	6.524
**D	ONEPATH GLOBAL SHARES - SMALL CAP (UNHEGGED) INDEXPOOL		1.336.771	1.336.771
**D	VANGUARD TOTAL INTERNATIONAL STOCK INDEX		4.816	4.816
**D	ELEMENTS INTERNATIONAL SMALL CAP PORTFOLIO		26.652	26.652
**D	LMIF IMGAMI EURO SMLL CP		300.000	300.000
**D	AXA MPS FINANCIAL DAC	928		928
**D	DEUTSCHE XTRK MSCI EMU HDG EQ ETF	134		134
**D	ALASKA PERMANENT FUND CORPORATION	8.048		8.048
**D	PHC NT SMALL CAP	29.500		29.500
**D	PENSION RESERVES INVESTMENT TRUST FUND	5.347		5.347
**D	PUBLIC EMPLOYEES RETIREMENT ASSOCIATION OF NEW MEXICO		1.700.200	1.700.200
**D	TRUST AND CUSTODY SERV BANK		1.051.161	1.051.161
**D	MUF LYXOR FTSE ITALIA MID CAP		15.045	15.045
**D	MUL - LYXOR ITALIA EQUITY PIR		44.227	44.227
**D	LEGAL AND GENERAL ASSURANCE PENSIONS MANAGEMENT LIMITED		2.461	2.461
**D	LEGAL AND GENERAL COLLECTIVE INVESTMENT TRUST.		23.115	23.115
**D	MACQUARIE TRUE INDEX GLOBAL INFRASECURITIES FUND		1.843	1.843
**D	PANAGORA ASSET MANAGEMENT		92.437	92.437
**D	PANAGORA DYNAMIC INTERNATIONAL EQUITY EXTENDED ALPHA FUND LLC		3.172	3.172
**D	PANAGORA ASSET MANAGEMENT INC PANAGORA ABSOLUTE RETURN DYNAMIC GLOBAL MARKET NEUTRAL		52.916	52.916
**D	MISSOURI LOCAL GOVERNMENT EMPLOYEES RETIREMENT SYSTEM C/O PANAGORA ASSET MGMT INC		37.696	37.696
**D	ANIMA FUNDS PLC		10.973	10.973
**D	THE REGENTS OF THE UNIVERSITY OF CALIFORNIA		4.573	4.573
**D	MM SELECT EQUITY ASSET FUND		1.172	1.172
**D	KP INTERNATIONAL EQUITY FUND		771	771
**D	MARYLAND STATE RETIREMENT & PENSION SYSTEM			
**D	GTA PANATHER FUND L.P			



Assemblea Ordinaria del 23 aprile 2018

LISTA ESITO DELLE VOTAZIONE

Oggetto: Integrazione corrispettivi PwC S.p.A.

CONTRARI

Badge	Ragione Sociale	Proprio	Delega	Totale
**D	CITY OF NEW YORK GROUP TRUST	47.127	47.127	47.127
**D	SSGA SPDR ETFs EUROPE II PUBLIC LIMITED COMPANY	9.935	9.935	9.935
**D	CALIFORNIA STATE TEACHERS RETIREMENT SYSTEM	70.607	70.607	70.607
**D	VANGUARD FTSE DEVELOPED EUROPE ALL CAP INDEX ETF	2.169	2.169	2.169
**D	VANGUARD FTSE DEVELOPED ALL CAP EX NORTH AMERICA INDEX ETF	2.100	2.100	2.100
**D	VANGUARD DEVEL AHL-CAP EX NORTH AMERICA EQT IND POOLED FUND	174	174	174
**D	WISDOMTREE ISSUER PUBLIC LIMITED COMPANY	5.525	5.525	5.525
**D	WISDOMTREE DYNAMIC CURRENCY HEDGED EUROPE EQUITY FUND	2.169	2.169	2.169
**D	WISDOMTREE DYNAMIC CURRENCY HEDGED INTRNL SMALLCAP EQ FUND	4.468	4.468	4.468
**D	WISDOMTREE EUROPE SMALLCAP DIVIDEND FUND	666.211	666.211	666.211
**D	WISDOMTREE INTERNATIONAL SMALLCAP DIVIDEND FUND	398.867	398.867	398.867
**D	WISDOMTREE EUROPE LOCAL RECOVERY FUND	15.754	15.754	15.754
**D	WISDOMTREE GLOBAL SMALLCAP DIVIDEND FUND	5.677	5.677	5.677
**D	WISDOMTREE EUROPE HEDGED SMALLCAP EQUITY FUND	85.702	85.702	85.702
**D	SS BK AND TRUST COMPANY INV FUNDS FOR TAXEXEMPT RETIREMENT PL	172.870	172.870	172.870
**D	AXA WORLD FUNDS I	1.120.000	1.120.000	1.120.000
**D	SPDR S&P INTERNATIONAL SMALL CAP ETF	52.791	52.791	52.791
**D	MSCI EAFE SMALL CAP PROV INDEX SEC COMMON TR F	27.297	27.297	27.297
**D	STATE OF UTAH, SCHOOL AND INSTITUTIONAL TRUST FUNDS	10.095	10.095	10.095
**D	NTGI-QM COMMON DAILY ALL COUNWD EX-US INV MKT INDEX F NONLEND	2.045	2.045	2.045
**D	THE PUBLIC INSTITUTION FOR SOCIAL SECURITY	77.948	77.948	77.948
**D	NATIONAL COUNCIL FOR SOCIAL SECURITY FUND, P.R.C	8.329	8.329	8.329
**D	NORTHERN TRUST GLOBAL INVESTMENTS COLLECTIVE FUNDS TRUST	93.031	93.031	93.031
**D	LOS ANGELES CITY EMPLOYEES RETIREMENT SYSTEM	8.567	8.567	8.567
**D	CITY OF LOS ANGELES FIRE AND POLICE PENSION PLAN	15.967	15.967	15.967
**D	COMMONWEALTH GLOBAL LISTED INFRASTRUCTURE FUND 6	48.416	48.416	48.416
**D	MUNICIPAL EMPLOYEES' ANNUITY AND BENEFIT FUND OF CHICAGO	2.963	2.963	2.963
**D	LEGAL & GENERAL ICAV	1.078	1.078	1.078
**D	LEGAL & GENERAL GLOBAL INFRASTRUCTURE INDEX FUND	4.880	4.880	4.880
**D	VERDIPAPIRFONDET,KLP AKSJEGLOBAL SMALL CAP INDEKS I	12.810	12.810	12.810
**D	MEDIOLANUM GESTIONE FONDI SGR - FLESSIBILE FUTURO ITALIA	400.000	400.000	400.000
**D	AMUNDI DIVIDENDO ITALIA	127.500	127.500	127.500
**D	AMUNDI VALORE ITALIA PIR	185.000	185.000	185.000
**D	FCP HSBC MIDDLE CAP EURO	209.815	209.815	209.815
**D	CARPIMKO PM CAPI 'H	150.000	150.000	150.000
**D	BNY MELLON EMPLOYEE BENEFIT COLLECTIVE INVESTMENT FUND PLAN	3.385	3.385	3.385
**D	CF DV ACWI EX-U.S. IMI FUND	395	395	395

Totale voti 13.256.051
 Percentuale votanti % 5,311101
 Percentuale Capitale % 4,873548

Azionisti: 81 Teste: 1
 Azionisti in proprio: 0 Azionisti in delega: 81

LISTA ESITO DELLE VOTAZIONI

Oggetto: Integrazione corrispettivi PwC S.p.A.

ASTENUTI

Badge	Ragione Sociale	Proprio	Delega	Totale
6436	AGOSTINI ANTONIO		60.343	60.343
**D	CHALLENGE FUNDS CHALLENGE ITALIAN EQUITY	1.050		1.050
6580	BULLETTI OTTAVIO ANTONIO		2.050	2.050
DE*	LICCATTI ROSANNA MIRELLA		1.050	1.050
DE*	LIMONGI MARIA		1.400	1.400
DE*	SCIARRINO GIACOMO	1		1
6603	ROSSANO PATRIZIO	6.050		6.050
7221	ROSSI PAOLA			

Totale voti 71.944
 Percentuale votanti % 0,028825
 Percentuale Capitale % 0,026450

Azionisti:
 Azionisti in proprio:

7 Teste:
 3 Azionisti in delega:

Pagina 5




Assemblea Ordinaria del 23 aprile 2018

LISTA ESITO DELLE VOTAZIONE

Oggetto: Integrazione corrispettivi PwC S.p.A.

NON VOTANTI

Badge	Ragione Sociale	Proprio	Delega	Totale
6436	AGOSTINI ANTONIO		217.640	217.640
**D	KAIROS INTERNATIONAL SICAV - RISORGIMENTO		28.208	28.208
**D	KAIROS INTERNATIONAL SICAV - ITALIA PIR		296.551	296.551
**D	KAIROS INTERNATIONAL SICAV - ITALIA		25.039	25.039
**D	KAIROS INTERNATIONAL SICAV - TARGET ITALY ALPHA		350.000	350.000
**D	UBI SICAV ITALIAN EQUITY		150.000	150.000
**D	UBI PRAMERICA SGR SPA		60.000	60.000
**D	FONDO GESTIELLE PRO ITALIA DI ALETTI GESTIELLE SGR SPA		53.000	53.000
**D	INTERFUND SICAV INTERFUND EQUITY ITALY		253.000	253.000
**D	FIDEURAM ASSET MANAGEMENT (IRELAND) FONDITALIA EQUITY ITALY		5.000	5.000
**D	FIDEURAM ASSET MANAGEMENT (IRELAND) FIDEURAM FUND EQUITY ITALY		10.000	10.000
**D	FIDEURAM INVESTIMENTI SGR - FIDEURAM ITALIA		158.000	158.000
**D	FIDEURAM INVESTIMENTI SGR - PIANO AZIONI ITALIA		55.000	55.000
**D	FIDEURAM INVESTIMENTI SGR - PIANO BILANCIATO ITALIA 50		22.000	22.000
**D	FIDEURAM INVESTIMENTI SGR - PIANO BILANCIATO ITALIA 30		135.439	135.439
**D	FIDEURAM CAPITAL SGR - EURIZON PROGETTO ITALIA 20		65.499	65.499
**D	EURIZON CAPITAL SGR - EURIZON PIR ITALIA 30		127.428	127.428
**D	EURIZON CAPITAL SGR - EURIZON PROGETTO ITALIA 70		60.000	60.000
**D	EURIZON CAPITAL SGR - EURIZON AZIONI ITALIA		13.951	13.951
**D	EURIZON CAPITAL SGR - EURIZON PIR ITALIA AZIONI		793.194	793.194
**D	EURIZON CAPITAL SGR - EURIZON AZIONI PMI ITALIA		430.369	430.369
**D	EURIZON CAPITAL SGR - EURIZON PROGETTO ITALIA 40		19.100	19.100
**D	EU - EQUITY ITALY		154.283	154.283
**D	EU - EQUITY SMALL MID CAP ITALY			
Totale voti				3.482.701
Percentuale votanti %				1,395361
Percentuale Capitale %				1,280405

Assemblea Ordinaria del 23 aprile 2018ESITO VOTAZIONE

Oggetto : **Nomina del Collegio Sindacale e Presidente**

Hanno partecipato alla votazione:

-n° 163 azionisti,

portatori di n° 249.591.401 azioni ordinarie, tutte ammesse al voto,

pari al 91,761544% del capitale sociale.

Hanno votato:

		% su Azioni Ordinarie
LISTA 1	176.727.173	70,806595
LISTA 2	33.467.614	13,408961
LISTA 3	39.320.456	15,753931
SubTotale	249.515.243	99,969487
Contrari	<u>70.607</u>	0,028289
SubTotale	249.585.850	99,997776
Astenuti	5.551	0,002224
Non Votanti	<u>0</u>	0,000000
SubTotale	5.551	0,002224
Totale	<u>249.591.401</u>	100,000000

Ai sensi dell'art. 135-undecies del TUF **non sono computate** ai fini del calcolo della maggioranza e del capitale richiesto per l'approvazione della delibera numero **0** azioni pari al **0,000000%** delle azioni rappresentate in aula.

LISTA ESITO DELLE VOTAZIONE
Oggetto: Nomina del Collegio Sindacale e Presidente

FAVOREVOLI alla LISTA I

Badge	Ragione Sociale	Proprio	Delega	Totale
6181	SPADAFORA FRANCESCO		176.721.110	176.721.110
DE*	RAI - RADIOTELEVISIONE ITALIANA SPA	13		13
6668	BOVE KATRIN	6.050		6.050
7221	ROSSI PAOLA			

Totale voti 176.727.173
 Percentuale votanti % 70,806595
 Percentuale Capitale % 64,973225



Azionisti: 3
 Azionisti in proprio: 2
 Azionisti in delega: 1
 Teste: 3
 Pagina 1

LISTA ESITO DELLE VOTAZIONE

Oggetto: Nomina del Collegio Sindacale e Presidente

FAVOREVOLI alla LISTA 2

Badge	Ragione Sociale	Proprio	Delega	Totale
6436	AGOSTINI ANTONIO		515.302	515.302
**D	THE MASTER TRUST BANK OF JAPAN LTD		198.549	198.549
**D	AMP CAPITAL GLOBAL LISTED INFRASTRUCTURE FUND		1.006.852	1.006.852
**D	AMP CAPITAL GLOBAL LISTED INFRASTR. FD		152.842	152.842
**D	IPAC SPEC INVEST STR LISTED GL INFR		80.980	80.980
**D	AMP CAPITAL GLOBAL INFRASTRUCTURE SECURITIES FUND (UNHEDED) (MANAGED FUND)		3.900.859	3.900.859
**D	AMP CAPITAL GLOBAL INFR SECUR FUND UNHED		22.952.930	22.952.930
**D	ARTEMIS GLOBAL EQUITY INCOME FUND		1.390.085	1.390.085
**D	ARTEMIS MONTHLY DISTRIBUTION FUND		2.729.458	2.729.458
**D	KAIROS INTERNATIONAL SICAV		526.559	526.559
**D	SHINKO GLOBAL INFRASTRUCTURE		13.198	13.198
**D	TALISMAN STRATEGIC FUND CLASS A			

Totale voti 33.467.614
 Percentuale votanti % 13,408961
 Percentuale Capitale % 12,304270

Azionisti: 11 Teste: 1
 Azionisti in proprio: 0 Azionisti in delega: 11

LISTA ESITO DELLE VOTAZIONE
 Oggetto: Nomina del Collegio Sindacale e Presidente

FAVOREVOLI alla LISTA 3

Badge	Ragione Sociale	Proprio	Delega	Totale
6436	AGOSTINI ANTONIO		300.000	300.000
**D	ARCA FONDI SGR SPA - FONDO ARCA ECONOMIA REALE BILANCIATO ITALIA 30		100.000	100.000
**D	ARCA FONDI SGR SPA - FONDO ARCA ECONOMIA REALE EQUITY ITALIA		217.640	217.640
**D	KAIROS INTERNATIONAL SICAV - RISORGIMENTO		28.208	28.208
**D	KAIROS INTERNATIONAL SICAV - ITALIA FIR		296.551	296.551
**D	KAIROS INTERNATIONAL SICAV - ITALIA		25.039	25.039
**D	KAIROS INTERNATIONAL SICAV - TARGET ITALY ALPHA		350.000	350.000
**D	UBI SICAV ITALIAN EQUITY		60.343	60.343
**D	CHALLENGE FUNDS CHALLENGE ITALIAN EQUITY		150.000	150.000
**D	UBI PRAMERICA SGR SPA		3.341	3.341
**D	FIDELITY SALEM STREET TRUST: SPARTAN TOTAL INTERNATIONAL INDEX FUND		32.701	32.701
**D	ALLIANZ GI FONDS QUONIAM SMC		17.000	17.000
**D	AXA ASSICURAZIONI SPA		3.143	3.143
**D	UBS (US) GROUP TRUST		792.811	792.811
**D	JNL/BLACKROCK GLOBAL ALLOCATION FUND		8.120	8.120
**D	FLEXSHARES MORNINGSTAR DEVELOPED MARKETS		28.056	28.056
**D	PUBLIC EMPLOYEES RETIREMENT SYSTEM OF OHIO		100.338	100.338
**D	JPMORGAN EUROPEAN INVESTMENT TRUST PLC		2.476	2.476
**D	NEW MEXICO STATE INVESTMENT COUNCIL		91.139	91.139
**D	BLACKROCK INSTITUTIONAL TRUST COMPANY N.A. INVESTMENT FUNDS FOR EMPLOYEE BENEFIT TRUSTS		1.150.000	1.150.000
**D	HSBC GLOBAL INVESTMENT FUNDS		789	789
**D	DE SHAW VALUE ALL COUNTRY ALPHA EXTENSION FUND		220.553	220.553
**D	VANGUARD EUROPEAN STOCK INDEX FUND		509.636	509.636
**D	VANGUARD DEVELOPED MARKETS INDEX FUND		33.424	33.424
**D	VANGUARD TOTAL WORLD STOCK INDEX FUND		210.817	210.817
**D	VANGUARD FTSE ALL WORLD SMALL CAP IND FU		22.227	22.227
**D	VANGUARD INVESTMENT SERIES, PLC		1.306.283	1.306.283
**D	ANIMA SGR SPA		420.320	420.320
**D	ANIMA SGR SPA ANIMA CRESCITA ITALIA		10.722	10.722
**D	VANGUARD GLOBAL INFRASTRUCT. INDEX FUND		5.360	5.360
**D	VANGUARD INTERNATIONAL SMALL COMPANIES INDEX FUND		24.483	24.483
**D	ONEPATH GLOBAL SHARES - GLOBAL INFRASTRUCTURE (HEDED) INDEX POOL		6.524	6.524
**D	ONEPATH GLOBAL SHARES - SMALL CAP (UNHEDED) INDEXPOOL		1.336.771	1.336.771
**D	VANGUARD TOTAL INTERNATIONAL STOCK INDEX		60.000	60.000
**D	FONDO GESTIELE PRO ITALIA DI ALETTI GESTIELE SGR SPA		4.816	4.816
**D	ELEMENTS INTERNATIONAL SMALL CAP PORTFOLIO		26.652	26.652
**D	LMIF LMGAMI EURO SMALL CP		300.000	300.000
**D	AXA MPS FINANCIAL DAC		3.981.653	3.981.653
**D	BLACKROCK GLOBAL FUNDS		928	928
**D	DEUTSCHE XTRK MSCI EMU HDG EQ ETF		81.093	81.093
**D	AZL BLACKROCK GLOBAL ALLOCATION FUND		134	134
**D	ALASKA PERMANENT FUND CORPORATION		3.723	3.723
**D	BLACKROCK LIFE LIMITED		8.048	8.048
**D	PHC NT SMALL CAP		29.500	29.500
**D	PENSION RESERVES INVESTMENT TRUST FUND			



Assemblea Ordinaria del 23 aprile 2018

LISTA ESITO DELLE VOTAZIONI

Oggetto: Nomina del Collegio Sindacale e Presidente

FAVOREVOLI alla LISTA 3

Badge	Ragione Sociale	Proprio	Delega	Totale
**D	PUBLIC EMPLOYEES RETIREMENT ASSOCIATION OF NEW MEXICO		5.347	5.347
**D	INTERFUND SICAV INTERFUND EQUITY ITALY		53.000	53.000
**D	FIDURAM ASSET MANAGEMENT (IRELAND) FONDIITALIA EQUITY ITALY		253.000	253.000
**D	FIDURAM ASSET MANAGEMENT (IRELAND) FIDURAM FUND EQUITY ITALY		5.000	5.000
**D	BLACKROCK GA DISCIPLINED VOL.		8.474	8.474
**D	BLACKROCK GLOBAL ALLOCAT. FUND		9.667.579	9.667.579
**D	SEI GLOBAL MASTER FUND PLC		13.395	13.395
**D	BLACKROCK GLOBAL ALLOCAT. PORT		42.165	42.165
**D	SEI LUPUS ALPHA PAN EUROPEAN		16.298	16.298
**D	TRUST AND CUSTODY SERV BANK		1.700.200	1.700.200
**D	MUF LYXOR FTSE ITALIA MID CAP		1.051.161	1.051.161
**D	MUL - LYXOR ITALIA EQUITY PIR		15.045	15.045
**D	LEGAL AND GENERAL ASSURANCE PENSIONS MANAGEMENT LIMITED		44.227	44.227
**D	LEGAL AND GENERAL COLLECTIVE INVESTMENT TRUST.		2.461	2.461
**D	MACQUARIE TRUE INDEX GLOBAL INFRASTRUCTURES FUND		23.115	23.115
**D	PANAGORA ASSET MANAGEMENT		1.843	1.843
**D	PANAGORA DYNAMIC INTERNATIONAL EQUITY EXTENDED ALPHA FUND LLC		92.437	92.437
**D	GOVERNMENT OF NORWAY		5.360.517	5.360.517
**D	UBS FUND MGT (CH) AG CH0516/UBSCHIF2-EGSCP11		12.325	12.325
**D	PANAGORA ASSET MANAGEMENT INC PANAGORA ABSOLUTE RETURN DYNAMIC GLOBAL MARKET NEUTRAL		3.172	3.172
**D	MISSOURI LOCAL GOVERNMENT EMPLOYEES RETIREMENT SYSTEM C/O PANAGORA ASSET MGMT INC		52.916	52.916
**D	SCHWAB INTERNATIONAL SMALL-CAP EQUITY ETF		120.967	120.967
**D	ANIMA FUNDS PLC I		37.696	37.696
**D	JANUS HENDERSON INTERNATIONAL SMALL CAP FUND		23.572	23.572
**D	THE REGENTS OF THE UNIVERSITY OF CALIFORNIA		10.979	10.979
**D	MASSMUTUAL SELECT BLACKROCK GLOBAL ALLOCATION FUND		119.587	119.587
**D	TRANSAMERICA BLACKROCK GLOBAL ALLOCATION VP		392.001	392.001
**D	MM SELECT EQUITY ASSET FUND		940	940
**D	KP INTERNATIONAL EQUITY FUND		4.576	4.576
**D	MARYLAND STATE RETIREMENT & PENSION SYSTEM		772	772
**D	GTAA PANTHER FUND L.P		711	711
**D	CITY OF NEW YORK GROUP TRUST		47.127	47.127
**D	SSGA SPDR ETFs EUROPE II PUBLIC LIMITED COMPANY		9.935	9.935
**D	CALIFORNIA PUBLIC EMPLOYEES RETIREMENT SYSTEM		231.706	231.706
**D	VANGUARD FTSE DEVELOPED EUROPE ALL CAP INDEX ETF		2.169	2.169
**D	VANGUARD FTSE DEVELOPED ALL CAP EX NORTH AMERICA INDEX ETF		2.100	2.100
**D	VANGUARD DEVEL ALL-CAP EX NORTH AMERICA EQT IND POOLED FUND		174	174
**D	WISDOMTREE ISSUER PUBLIC LIMITED COMPANY		5.525	5.525
**D	WISDOMTREE DYNAMIC CURRENCY HEDGED EUROPE EQUITY FUND		2.169	2.169
**D	WISDOMTREE DYNAMIC CURRENCY HEDGED INTRNL SMALLCAP EQ FUND		4.468	4.468
**D	WISDOMTREE EUROPE SMALLCAP DIVIDEND FUND		666.211	666.211
**D	WISDOMTREE INTERNATIONAL SMALLCAP DIVIDEND FUND		398.867	398.867
**D	WISDOMTREE EUROPE LOCAL RECOVERY FUND		15.754	15.754
**D	WISDOMTREE GLOBAL SMALLCAP DIVIDEND FUND		5.677	5.677
**D	WISDOMTREE EUROPE HEDGED SMALLCAP EQUITY FUND		85.702	85.702

Azionisti:
Azionisti in proprio:143 Teste:
0 Azionisti in delega:1
143

Pagina 4

LISTA ESITO DELLE VOIAZIONE

Oggetto: Nomina del Collegio Sindacale e Presidente

FAVOREVOLI alla LISTA 3

Badge	Ragione Sociale	Proprio	Delega	Totale
**D	SS BK AND TRUST COMPANY INV FUNDS FOR TAXEXEMPT RETIREMENT PL		172.870	172.870
**D	AXA WORLD FUNDS		1.120.000	1.120.000
**D	UBS ETF		30.632	30.632
**D	ISHARES MSCI EAFE SMALL CAP ETF		398.329	398.329
**D	ISHARES MSCI EUROPE SMALL-CAP ETF		16.488	16.488
**D	BLACKROCK INST TRUST CO NA INV FUNDSFOR EMPLOYEE BENEFIT TR		723.751	723.751
**D	ISHARES CORE MSCI EAFE IMI INDEX ETF		7.163	7.163
**D	ISHARES MSCI EUROPE IMI INDEX ETF		2.991	2.991
**D	BGI MSCI EAFE SMALL CAP EQUITY INDEX FUND B		27.115	27.115
**D	BLACKROCK MSCI WORLD SMALL CAP EQ ESG SCREENED INDEX FUND B		1.465	1.465
**D	MSCI ACWI EX-U.S. IMI INDEX FUND B2		3.996	3.996
**D	COLLEGE RETIREMENT EQUITIES FUND		55.957	55.957
**D	SPDR S&P INTERNATIONAL SMALL CAP ETF		52.791	52.791
**D	MSCI EAFE SMALL CAP PROV INDEX SEC COMMON TR F		27.297	27.297
**D	ISHARES II PUBLIC LIMITED COMPANY		14.485	14.485
**D	ISHARES VII PLC		234.206	234.206
**D	BLACKROCK AM SCH AG OBO BIFLS WORLD EX SW SMALL CAP EQ INDEX F		9.653	9.653
**D	STICHTING PHILIPS PENSIOENFONDS		12.990	12.990
**D	VANECK VECTORS FTSE GLOBAL INFRASTRUCTURE (HEDGED) ETF		3.005	3.005
**D	STATE OF UTAH, SCHOOL AND INSTITUTIONAL TRUST FUNDS		10.095	10.095
**D	NTGI-QM COMMON DAILY ALL COUNWD EX-US INV MKT INDEX F NONLEND		2.045	2.045
**D	THE PUBLIC INSTITUTION FOR SOCIAL SECURITY		77.948	77.948
**D	NATIONAL COUNCIL FOR SOCIAL SECURITY FUND, P.R.C		8.329	8.329
**D	GOVERNMENT EMPLOYEES SUPERANNUATION BOARD		4.032	4.032
**D	NORTHERN TRUST GLOBAL INVESTMENTS COLLECTIVE FUNDS TRUST		93.031	93.031
**D	LOS ANGELES CITY EMPLOYEES RETIREMENT SYSTEM		8.567	8.567
**D	CITY OF LOS ANGELES FIRE AND POLICE PENSION PLAN		15.967	15.967
**D	UTAH STATE RETIREMENT SYSTEMS		1.748	1.748
**D	COMMONWEALTH GLOBAL LISTED INFRASTRUCTURE FUND 6		48.416	48.416
**D	MUNICIPAL EMPLOYEES' ANNUITY AND BENEFIT FUND OF CHICAGO		2.963	2.963
**D	LEGAL & GENERAL ICAV		1.078	1.078
**D	LEGAL & GENERAL GLOBAL INFRASTRUCTURE INDEX FUND		4.880	4.880
**D	ILLINOIS STATE BOARD OF INVESTMENT		18.581	18.581
**D	VERDIPAPIRFONDET KLP AKSJEGLOBAL SMALL CAP INDEKS I		12.810	12.810
**D	MEDIOLANUM GESTIONE FONDI SGR - FLESSIBILE FUTURO ITALIA		400.000	400.000
**D	FIDEURAM INVESTIMENTI SGR - FIDEURAM ITALIA		10.000	10.000
**D	FIDEURAM INVESTIMENTI SGR - PIANO AZIONI ITALIA		158.000	158.000
**D	FIDEURAM INVESTIMENTI SGR - PIANO BILANCIATO ITALIA 50		55.000	55.000
**D	FIDEURAM INVESTIMENTI SGR - PIANO BILANCIATO ITALIA 30		22.000	22.000
**D	EURIZON CAPITAL SGR - EURIZON PROGETTO ITALIA 20		135.439	135.439
**D	EURIZON CAPITAL SGR - EURIZON FIR ITALIA 30		65.499	65.499
**D	EURIZON CAPITAL SGR - EURIZON PROGETTO ITALIA 70		127.428	127.428
**D	EURIZON CAPITAL SGR - EURIZON AZIONI ITALIA		60.000	60.000
**D	EURIZON CAPITAL SGR - EURIZON FIR ITALIA AZIONI		13.959	13.959
**D	EURIZON CAPITAL SGR - EURIZON AZIONI PMI ITALIA		793.194	793.194



Assemblea Ordinaria del 23 aprile 2018

LISTA ESITO DELLE VOTAZIONE

Oggetto: Nomina del Collegio Sindacale e Presidente

FAVOREVOLI alla LISTA 3

Badge	Ragione Sociale	Proprio	Delega	Totale
**D	EURIZON CAPITAL SGR - EURIZON PROGETTO ITALIA 40	430.369	430.369	430.369
**D	EURIZON CAPITAL SGR - EURIZON PROGETTO ITALIA 40	19.100	19.100	19.100
**D	EUF - EQUITY ITALY	154.283	154.283	154.283
**D	EUF - EQUITY SMALL MID CAP ITALY	127.500	127.500	127.500
**D	AMUNDI DIVIDENDO ITALIA	185.000	185.000	185.000
**D	AMUNDI VALORE ITALIA PIR	209.815	209.815	209.815
**D	FCP HSBC MIDDLE CAP EURO	150.000	150.000	150.000
**D	CARFIMKO PM CAPI H	3.385	3.385	3.385
**D	BNY MELLON EMPLOYEE BENEFIT COLLECTIVE INVESTMENT FUND PLAN			
**D	CF DV ACWI EX-U.S.: IMI FUND	395	395	395

Totale voti 39.320.456

Percentuale votanti % 15,753931

Percentuale Capitale % 14,456050

Azionisti:
Azionisti in proprio:143 Teste:
0 Azionisti in delega:

Pagina 6

1
143

Assemblea Ordinaria del 23 aprile 2018

LISTA ESITO DELLE VOTAZIONE

Oggetto: Nomina del Collegio Sindacale e Presidente

CONTRARI

Badge Ragione Sociale
6436 AGOSTINI ANTONIO
**D CALIFORNIA STATE TEACHERS RETIREMENT SYSTEM

Totale voti 70.607
Percentuale votanti % 0,028289
Percentuale Capitale % 0,025958

Proprio Delega Totale
70.607 70.607 70.607

Azionisti: 1 Teste: 1
Azionisti in proprio: 0 Azionisti in delega: 1



Assemblea Ordinaria del 23 aprile 2018

LISTA ESITO DELLE VOTAZIONE

Oggetto: Nomina del Collegio Sindacale e Presidente

ASTENUTI

Badge	Ragione Sociale	Proprio	Delega	Totale
6580	BULLETTI OTTAVIO ANTONIO	1.050		1.050
DE*	LICCATI ROSANNA MIRELLA		2.050	2.050
DE*	LIMONGI MARIA	1.050		1.050
DE*	SCIARRINO GIACOMO		1.400	1.400
6603	ROSSANO PATRIZIO	1		1

Totale voti 5.551
 Percentuale votanti % 0,00224
 Percentuale Capitale % 0,002041

Pagina 8

Azionisti: 5 Teste:
 Azionisti in proprio: 2 Azionisti in delega: 3

Assemblea Ordinaria del 23 aprile 2018

Rai Way S.p.A.

LISTA ESITO DELLE VOTAZIONE
Oggetto: Nomina del Collegio Sindacale e Presidente


NON VOTANTI

Badge	Ragione Sociale	Proprio	Delega	Totale
Totale voti	0			
Percentuale votanti %	0,000000			
Percentuale Capitale %	0,000000			

Azionisti: 0
Azionisti in proprio: 0

Teste: 0
Azionisti in delega: 0





Assemblea Ordinaria del 23 aprile 2018ESITO VOTAZIONE

Oggetto : **Determinazione Emolumenti CS**


Hanno partecipato alla votazione:

-n° 163 azionisti,
portatori di n° 249.591.401 azioni ordinarie, tutte ammesse al voto,
pari al 91,761544% del capitale sociale.

Hanno votato:

		% su Azioni Ordinarie
Favorevoli	240.489.380	96,353231
Contrari	154.620	0,061949
SubTotale	<u>240.644.000</u>	96,415181
Astenuti	6.592.138	2,641172
Non Votanti	2.355.263	0,943647
SubTotale	<u>8.947.401</u>	3,584819
Totale	<u>249.591.401</u>	100,000000

Ai sensi dell'art. 135-undecies del TUF **non sono computate** ai fini del calcolo della maggioranza e del capitale richiesto per l'approvazione della delibera numero 0 azioni pari al **0,000000%** delle azioni rappresentate in aula.



LISTA ESITO DELLE VOTAZIONE
Oggetto: Determinazione Emolumenti CS

FAVOREVOLI

Badge	Ragione Sociale	Proprio	Delega	Totale
6181	SPADAFORA FRANCESCO			
DE*	RAI - RADIOTELEVISIONE ITALIANA SPA	176.721.110		176.721.110
6436	AGOSTINI ANTONIO			
**D	ARCA FONDI SGR SPA - FONDO ARCA ECONOMIA REALE BILANCIATO ITALIA 30	300.000		300.000
**D	ARCA FONDI SGR SPA - FONDO ARCA ECONOMIA REALE EQUITY ITALIA	100.000		100.000
**D	KAIROS INTERNATIONAL SICAV - RISORGIMENTO	217.640		217.640
**D	KAIROS INTERNATIONAL SICAV - ITALIA PIR	28.208		28.208
**D	KAIROS INTERNATIONAL SICAV - ITALIA	296.551		296.551
**D	KAIROS INTERNATIONAL SICAV - TARGET ITALY ALPHA	25.039		25.039
**D	UBI SICAV ITALIAN EQUITY	350.000		350.000
**D	UBI PRAMERICA SGR SPA	150.000		150.000
**D	FIDELITY SALEM STREET TRUST: SPARTAN TOTAL INTERNATIONAL INDEX FUND	3.341		3.341
**D	ALLIANZ GI FONDS QUONIAM SMC	32.701		32.701
**D	AXA ASSICURAZIONI SPA	17.000		17.000
**D	UBS (US) GROUP TRUST	3.143		3.143
**D	JNL/BLACKROCK GLOBAL ALLOCATION FUND	792.811		792.811
**D	FLEXSHARES MORNINGSTAR DEVELOPED MARKETS	8.120		8.120
**D	JPMORGAN EUROPEAN INVESTMENT TRUST PLC	100.338		100.338
**D	NEW MEXICO STATE INVESTMENT COUNCIL	2.476		2.476
**D	ARTEMIS GLOBAL EQUITY INCOME FUND	22.952.930		22.952.930
**D	ARTEMIS MONTHLY DISTRIBUTION FUND	1.390.085		1.390.085
**D	BLACKROCK INSTITUTIONAL TRUST COMPANY N.A. INVESTMENT FUNDS FOR EMPLOYEE BENEFIT TRUSTS	91.139		91.139
**D	HSC GLOBAL INVESTMENT FUNDS	1.150.000		1.150.000
**D	DE SHAW VALUE ALL COUNTRY ALPHA EXTENSION FUND	789		789
**D	VANGUARD EUROPEAN STOCK INDEX FUND	220.553		220.553
**D	VANGUARD DEVELOPED MARKETS INDEX FUND	509.636		509.636
**D	VANGUARD TOTAL WORLD STOCK INDEX FUND	33.424		33.424
**D	VANGUARD FTSE ALL WORLD SMALL CAP IND FU	210.817		210.817
**D	VANGUARD INVESTMENT SERIES, PLC	22.227		22.227
**D	ANIMA SGR SPA	1.306.283		1.306.283
**D	ANIMA SGR SPA ANIMA CRESCITA ITALIA	420.320		420.320
**D	KAIROS INTERNATIONAL SICAV	2.729.458		2.729.458
**D	VANGUARD GLOBAL INFRASTRUCT. INDEX FUND	10.722		10.722
**D	VANGUARD INTERNATIONAL SMALL COMPANIES INDEX FUND	5.360		5.360
**D	ONEPATH GLOBAL SHARES - GLOBAL INFRASTRUCTURE (HEDGED) INDEX POOL	24.483		24.483
**D	ONEPATH GLOBAL SHARES - SMALL CAP (UNHEDGED) INDEXPOOL	6.524		6.524
**D	VANGUARD TOTAL INTERNATIONAL STOCK INDEX	1.336.771		1.336.771
**D	FONDO GESTIELLE PRO ITALIA DI ALETTI GESTIELLE SGR SPA	60.000		60.000
**D	ELEMENTS INTERNATIONAL SMALL CAP PORTFOLIO	4.816		4.816
**D	LAMIF LMGAMI EURO SMALL CP	26.652		26.652
**D	AXA MPS FINANCIAL DAC	300.000		300.000
**D	BLACKROCK GLOBAL FUNDS	3.981.653		3.981.653
**D	DEUTSCHE XTRK MSCI EMU HDG EQ ETF	81.093		81.093
**D	AZL BLACKROCK GLOBAL ALLOCATION FUND	928		928
**D	ALASKA PERMANENT FUND CORPORATION	158		158



Assemblea Ordinaria del 23 aprile 2018

LISTA ESITO DELLE VOTAZIONE

Oggetto: Determinazione Emolumenti CS

FAVOREVOLI

Badge	Ragione Sociale	Proprio	Delega	Totale
**D	BLACKROCK LIFE LIMITED	3.723	3.723	3.723
**D	PHC NT SMALL CAP	8.048	8.048	8.048
**D	PENSION RESERVES INVESTMENT TRUST FUND	29.500	29.500	29.500
**D	PUBLIC EMPLOYEES RETIREMENT ASSOCIATION OF NEW MEXICO	5.347	5.347	5.347
**D	BLACKROCK GA DISCIPLINED VOL.	8.474	8.474	8.474
**D	BLACKROCK GLOBAL ALLOCAT. FUND	9.667.579	9.667.579	9.667.579
**D	SEI GLOBAL MASTER FUND PLC	13.395	13.395	13.395
**D	BLACKROCK GLOBAL ALLOCAT. PORT	42.165	42.165	42.165
**D	SEI LUPUS ALPHA PAN EUROPEAN	16.298	16.298	16.298
**D	TRUST AND CUSTODY SERV BANK	1.700.200	1.700.200	1.700.200
**D	MUF LYXOR FTSE ITALIA MID CAP	1.051.161	1.051.161	1.051.161
**D	MUL - LYXOR ITALIA EQUITY FIR	15.045	15.045	15.045
**D	LEGAL AND GENERAL ASSURANCE PENSIONS MANAGEMENT LIMITED	44.227	44.227	44.227
**D	LEGAL AND GENERAL COLLECTIVE INVESTMENT TRUST.	2.461	2.461	2.461
**D	MACQUARIE TRUE INDEX GLOBAL INFRASTRUCTURES FUND	23.115	23.115	23.115
**D	PANAGORA ASSET MANAGEMENT	1.843	1.843	1.843
**D	PANAGORA DYNAMIC INTERNATIONAL EQUITY EXTENDED ALPHA FUND LLC	92.437	92.437	92.437
**D	GOVERNMENT OF NORWAY	5.360.517	5.360.517	5.360.517
**D	UBS FUND MGT (CH) AG CH0516/UBSCHIF2-EGSCPII	12.325	12.325	12.325
**D	TALISMAN STRATEGIC FUND CLASS A	13.198	13.198	13.198
**D	PANAGORA ASSET MANAGEMENT INC PANAGORA ABSOLUTE RETURN DYNAMIC GLOBAL MARKET NEUTRAL	3.172	3.172	3.172
**D	MISSOURI LOCAL GOVERNMENT EMPLOYEES RETIREMENT SYSTEM C/O PANAGORA ASSET MGMT INC	52.916	52.916	52.916
**D	ANIMA FUNDS PLC	37.696	37.696	37.696
**D	JANUS HENDERSON INTERNATIONAL SMALL CAP FUND	23.572	23.572	23.572
**D	THE REGENTS OF THE UNIVERSITY OF CALIFORNIA	10.979	10.979	10.979
**D	MASSMUTUAL SELECT BLACKROCK GLOBAL ALLOCATION FUND	119.587	119.587	119.587
**D	TRANSAMERICA BLACKROCK GLOBAL ALLOCATION VP	392.001	392.001	392.001
**D	NM SELECT EQUITY ASSET FUND	940	940	940
**D	KP INTERNATIONAL EQUITY FUND	4.576	4.576	4.576
**D	MARYLAND STATE RETIREMENT & PENSION SYSTEM	772	772	772
**D	GTAA PANTHER FUND L.P	711	711	711
**D	CITY OF NEW YORK GROUP TRUST	47.127	47.127	47.127
**D	SSGA SPDR ETFs EUROPE II PUBLIC LIMITED COMPANY	9.935	9.935	9.935
**D	CALIFORNIA PUBLIC EMPLOYEES RETIREMENT SYSTEM	231.706	231.706	231.706
**D	VANGUARD FTSE DEVELOPED EUROPE ALL CAP INDEX ETF	2.169	2.169	2.169
**D	VANGUARD FTSE DEVELOPED ALL CAP EX NORTH AMERICA INDEX ETF	2.100	2.100	2.100
**D	VANGUARD DEVEL ALL-CAP EX NORTH AMERICA EQT IND POOLED FUND	174	174	174
**D	WISDOMTREE ISSUER PUBLIC LIMITED COMPANY	5.525	5.525	5.525
**D	WISDOMTREE DYNAMIC CURRENCY HEDGED EUROPE EQUITY FUND	2.169	2.169	2.169
**D	WISDOMTREE DYNAMIC CURRENCY HEDGED INTRNL SMALLCAP EQ FUND	4.468	4.468	4.468
**D	WISDOMTREE EUROPE SMALLCAP DIVIDEND FUND	666.211	666.211	666.211
**D	WISDOMTREE INTERNATIONAL SMALLCAP DIVIDEND FUND	398.867	398.867	398.867
**D	WISDOMTREE EUROPE LOCAL RECOVERY FUND	15.754	15.754	15.754
**D	WISDOMTREE GLOBAL SMALLCAP DIVIDEND FUND	5.677	5.677	5.677
**D	WISDOMTREE EUROPE HEDGED SMALLCAP EQUITY FUND	85.702	85.702	85.702

Azionisti:
Azionisti in proprio:

127

Teste:

4

2 Azionisti in delega:

125

Pagina 2

LISTA ESITO DELLE VOTAZIONE
Oggetto: Determinazione Emolumenti CS

FAVOREVOLI

Badge	Ragione Sociale	Proprio	Delega	Totale
**D	SS BK AND TRUST COMPANY INV FUNDS FOR TAXEXEMPT RETIREMENT PL	172.870	172.870	172.870
**D	AXA WORLD FUNDS	1.120.000	1.120.000	1.120.000
**D	UBS ETF	30.632	30.632	30.632
**D	ISHARES MSCI EAFE SMALL CAP ETF	398.329	398.329	398.329
**D	ISHARES MSCI EUROPE SMALL-CAP ETF	16.488	16.488	16.488
**D	BLACKROCK INST TRUST CO NA INV FUNDSFOR EMPLOYEE BENEFIT TR	723.751	723.751	723.751
**D	ISHARES CORE MSCI EAFE IMI INDEX ETF	7.163	7.163	7.163
**D	ISHARES MSCI EUROPE IMI INDEX ETF	2.991	2.991	2.991
**D	BGI MSCI EAFE SMALL CAP EQUITY INDEX FUND B	27.115	27.115	27.115
**D	BLACKROCK MSCI WORLD SMALL CAP EQ ESG SCREENED INDEX FUND B	1.465	1.465	1.465
**D	MSCI ACWI EX-U.S. IMI INDEX FUND B2	3.996	3.996	3.996
**D	SPDR S&P INTERNATIONAL SMALL CAP ETF	52.791	52.791	52.791
**D	MSCI EAFE SMALL CAP PROV INDEX SEC COMMON TR F	27.297	27.297	27.297
**D	ISHARES II PUBLIC LIMITED COMPANY	14.485	14.485	14.485
**D	ISHARES VII PLC	234.206	234.206	234.206
**D	BLACKROCK AM SCH AG OBO BIFS WORLD EX SW SMALL CAP EQ INDEX F	9.653	9.653	9.653
**D	STICHTING PHILIPS PENSIOENFONDS	12.990	12.990	12.990
**D	STATE OF UTAH, SCHOOL AND INSTITUTIONAL TRUST FUNDS	10.095	10.095	10.095
**D	NTGI-QM COMMON DAILY ALL COUNWD EX-US INV MKT INDEX F NONLEND	2.045	2.045	2.045
**D	THE PUBLIC INSTITUTION FOR SOCIAL SECURITY	77.948	77.948	77.948
**D	NATIONAL COUNCIL FOR SOCIAL SECURITY FUND, P.R.C	8.329	8.329	8.329
**D	GOVERNMENT EMPLOYEES SUPERANNUATION BOARD	4.032	4.032	4.032
**D	NORTHERN TRUST GLOBAL INVESTMENTS COLLECTIVE FUNDS TRUST	93.031	93.031	93.031
**D	LOS ANGELES CITY EMPLOYEES RETIREMENT SYSTEM	8.567	8.567	8.567
**D	CITY OF LOS ANGELES FIRE AND POLICE PENSION PLAN	15.967	15.967	15.967
**D	COMMONWEALTH GLOBAL LISTED INFRASTRUCTURE FUND 6	48.416	48.416	48.416
**D	MUNICIPAL EMPLOYEES' ANNUITY AND BENEFIT FUND OF CHICAGO	2.963	2.963	2.963
**D	LEGAL & GENERAL ICAV	1.078	1.078	1.078
**D	LEGAL & GENERAL GLOBAL INFRASTRUCTURE INDEX FUND	4.880	4.880	4.880
**D	VERDIPAPIRONDET KLP AKSJEGLOBAL SMALL CAP INDEKS I	12.810	12.810	12.810
**D	MEDIOLANUM GESTIONE FONDI SGR - FLESSIBILE FUTURO ITALIA	400.000	400.000	400.000
**D	AMUNDI DIVIDENDO ITALIA	127.500	127.500	127.500
**D	AMUNDI VALORE ITALIA PIR	185.000	185.000	185.000
**D	FCP HSBC MIDDLE CAP EURO	209.815	209.815	209.815
**D	CARPIMKO FM CAPI H	150.000	150.000	150.000
**D	BNY MELLON EMPLOYEE BENEFIT COLLECTIVE INVESTMENT FUND PLAN	3.385	3.385	3.385
**D	CF DV ACWI EX-U.S. IMI FUND	13	13	13
6668	BOVE KATRIN	6.050	6.050	6.050
7221	ROSSI PAOLA			395
	Totale voti			240.489.380
	Percentuale votanti %			96,353231
	Percentuale Capitale %			88,415213



Assemblea Ordinaria del 23 aprile 2018

LISTA ESITO DELLE VOTAZIONE
Oggetto: Determinazione Emolumenti CS

CONTRARI

Badge	Ragione Sociale
6436	AGOSTINI ANTONIO.
**D	PUBLIC EMPLOYEES RETIREMENT SYSTEM OF OHIO
**D	CALIFORNIA STATE TEACHERS RETIREMENT SYSTEM
**D	COLLEGE RETIREMENT EQUITIES FUND

Totale voti	154.620
Percentuale votanti %	0,061949
Percentuale Capitale %	0,056846

Proprio	Delega	Totale
	28.056	28.056
	70.607	70.607
	55.957	55.957

Azionisti:	3	Teste:	1	Pagina 4
Azionisti in proprio:	0	Azionisti in delega:	3	

LISTA ESITO DELLE VOTAZIONE
Oggetto: Determinazione Emolumenti CS

ASTENUTI

Badge	Ragione Sociale	Proprio	Delega	Totale
6436	AGOSTINI ANTONIO		60.343	60.343
**D	CHALLENGE FUNDS CHALLENGE ITALIAN EQUITY		515.302	515.302
**D	THE MASTER TRUST BANK OF JAPAN LTD		198.549	198.549
**D	AMP CAPITAL GLOBAL LISTED INFRASTRUCTURE FUND		1.006.852	1.006.852
**D	AMP CAPITAL GLOBAL LISTED INFRASTR. FD		152.842	152.842
**D	IPAC SPEC INVEST STR LISTED GL INFR		80.980	80.980
**D	AMP CAPITAL GLOBAL INFRASTRUCTURE SECURITIES FUND (UNHEGGED) (MANAGED FUND)		3.900.859	3.900.859
**D	AMP CAPITAL GLOBAL INFR SECUR FUND UNHED		526.559	526.559
**D	SHINKO GLOBAL INFRASTRUCTURE		120.967	120.967
**D	SCHWAB INTERNATIONAL SMALL-CAP EQUITY ETF		3.005	3.005
**D	VANECK VECTORS FTSE GLOBAL INFRASTRUCTURE (HEGGED) ETF		1.748	1.748
**D	UTAH STATE RETIREMENT SYSTEMS		18.581	18.581
**D	ILLINOIS STATE BOARD OF INVESTMENT	1.050		1.050
6580	BULLETTI OTTAVIO ANTONIO		2.050	2.050
DE*	LICCATTI ROSANNA MIRELLA		1.050	1.050
DE*	LIMONGI MARIA		1.400	1.400
DE*	SCIARRINO GIACOMO			
6603	ROSSANO PATRIZIO	1		1

Totale voti 6.592.138
Percentuale votanti % 2,641172
Percentuale Capitale % 2,423580

Azionisti: 17
Azionisti in proprio: 2

Teste: 3
Azionisti in delega: 15

Pagina 5



LISTA ESITO DELLE VOTAZIONE
Oggetto: Determinazione Emolumenti CS

NON VOTANTI

Badge	Ragione Sociale	Proprio	Delega	Totale
6436	AGOSTINI ANTONIO		53.000	53.000
**D	INTERFUND SICAV INTERFUND EQUITY ITALY		253.000	253.000
**D	FIDEURAM ASSET MANAGEMENT (IRELAND) FONDITALIA EQUITY ITALY		5.000	5.000
**D	FIDEURAM ASSET MANAGEMENT (IRELAND) FIDEURAM FUND EQUITY ITALY		10.000	10.000
**D	FIDEURAM INVESTIMENTI SGR - FIDEURAM ITALIA		158.000	158.000
**D	FIDEURAM INVESTIMENTI SGR - PIANO AZIONI ITALIA		55.000	55.000
**D	FIDEURAM INVESTIMENTI SGR - PIANO BILANCIATO ITALIA 50		22.000	22.000
**D	FIDEURAM INVESTIMENTI SGR - PIANO BILANCIATO ITALIA 30		135.439	135.439
**D	EURIZON CAPITAL SGR - EURIZON PROGETTO ITALIA 20		65.499	65.499
**D	EURIZON CAPITAL SGR - EURIZON PIR ITALIA 30		127.428	127.428
**D	EURIZON CAPITAL SGR - EURIZON PROGETTO ITALIA 70		60.000	60.000
**D	EURIZON CAPITAL SGR - EURIZON AZIONI ITALIA		13.951	13.951
**D	EURIZON CAPITAL SGR - EURIZON PIR ITALIA AZIONI		793.194	793.194
**D	EURIZON CAPITAL SGR - EURIZON AZIONI PMI ITALIA		430.369	430.369
**D	EURIZON CAPITAL SGR - EURIZON PROGETTO ITALIA 40		19.100	19.100
**D	EUUF - EQUITY ITALY		154.283	154.283
**D	EUUF - EQUITY SMALL MID CAP ITALY			

Totale voti 2.355.263
 Percentuale votanti % 0,943647
 Percentuale Capitale % 0,865906

Azionisti:
 Azionisti in proprio: 16

Teste: 16
 Azionisti in delega: 0

Pagina 6

Assemblea Ordinaria del 23 aprile 2018ESITO VOTAZIONE

Oggetto : Proposta acquisto azioni proprie

Hanno partecipato alla votazione:

-n° 163 azionisti,


portatori di n° 249.591.401 azioni ordinarie, tutte ammesse al voto,

pari al 91,761544% del capitale sociale.

Hanno votato:

		% su Azioni Ordinarie
Favorevoli	246.107.695	98,604236
Contrari	108.494	0,043469
SubTotale	<u>246.216.189</u>	98,647705
Astenuti	65.894	0,026401
Non Votanti	3.309.318	1,325894
SubTotale	<u>3.375.212</u>	1,352295
Totale	<u>249.591.401</u>	100,000000

Ai sensi dell'art. 135-undecies del TUF **non sono computate** ai fini del calcolo della maggioranza e del capitale richiesto per l'approvazione della delibera numero 0 azioni pari al **0,000000%** delle azioni rappresentate in aula.



LISTA ESITO DELLE VOTAZIONE
Oggetto: Proposta acquisto azioni proprie

FAVOREVOLI

Badge	Regione Sociale	Proprio	Delega	Totale
6181	SPADAFORA FRANCESCO		176.721.110	176.721.110
DE*	RAI - RADIOTELEVISIONE ITALIANA SPA			
6436	AGOSTINI ANTONIO			
**D	ARCA FONDI SGR SPA - FONDO ARCA ECONOMIA REALE BILANCIATO ITALIA 30	300.000		300.000
**D	ARCA FONDI SGR SPA - FONDO ARCA ECONOMIA REALE EQUITY ITALIA	100.000		100.000
**D	THE MASTER TRUST BANK OF JAPAN LTD	515.302		515.302
**D	AMP CAPITAL GLOBAL LISTED INFRASTRUCTURE FUND	198.549		198.549
**D	FIDELITY SALEM STREET TRUST: SPARTAN TOTAL INTERNATIONAL INDEX FUND	3.341		3.341
**D	AXA ASSICURAZIONI SPA	17.000		17.000
**D	AMP CAPITAL GLOBAL LISTED INFRASTR. FD	1.006.852		1.006.852
**D	IPAC SPEC INVEST STR LISTED GL INFR	152.842		152.842
**D	AMP CAPITAL GLOBAL INFRASTRUCTURE SECURITIES FUND (UNHEDED) (MANAGED FUND)	80.980		80.980
**D	AMP CAPITAL GLOBAL INFR SECUR FUND UNHED	3.900.859		3.900.859
**D	JNL/BLACKROCK GLOBAL ALLOCATION FUND	792.811		792.811
**D	FLEXSHARES MORNINGSTAR DEVELOPED MARKETS	8.120		8.120
**D	PUBLIC EMPLOYEES RETIREMENT SYSTEM OF OHIO	28.056		28.056
**D	JPMORGAN EUROPEAN INVESTMENT TRUST PLC	100.338		100.338
**D	NEW MEXICO STATE INVESTMENT COUNCIL	2.476		2.476
**D	ARTEMIS GLOBAL EQUITY INCOME FUND	22.952.930		22.952.930
**D	ARTEMIS MONTHLY DISTRIBUTION FUND	1.390.085		1.390.085
**D	BLACKROCK INSTITUTIONAL TRUST COMPANY N.A. INVESTMENT FUNDS FOR EMPLOYEE BENEFIT TRUSTS	91.139		91.139
**D	HSCB GLOBAL INVESTMENT FUNDS	1.150.000		1.150.000
**D	DE SHAW VALUE ALL COUNTRY ALPHA EXTENSION FUND	789		789
**D	VANGUARD EUROPEAN STOCK INDEX FUND	220.553		220.553
**D	VANGUARD DEVELOPED MARKETS INDEX FUND	509.636		509.636
**D	VANGUARD TOTAL WORLD STOCK INDEX FUND	33.424		33.424
**D	VANGUARD FTSE ALL WORLD SMALL CAP IND FU	210.817		210.817
**D	VANGUARD INVESTMENT SERIES, PLC	22.227		22.227
**D	ANIMA SGR SPA	1.306.283		1.306.283
**D	ANIMA SGR SPA ANIMA CRESCITA ITALIA	420.320		420.320
**D	KAIROS INTERNATIONAL SICAV	2.729.458		2.729.458
**D	VANGUARD GLOBAL INFRASTRUCT. INDEX FUND	10.722		10.722
**D	VANGUARD INTERNATIONAL SMALL COMPANIES INDEX FUND	5.360		5.360
**D	ONEPATH GLOBAL SHARES - GLOBAL INFRASTRUCTURE (HEDED) INDEX POOL	24.483		24.483
**D	ONEPATH GLOBAL SHARES - SMALL CAP (UNHEDED) INDEXPOOL	6.524		6.524
**D	VANGUARD TOTAL INTERNATIONAL STOCK INDEX	1.336.771		1.336.771
**D	ELEMENTS INTERNATIONAL SMALL CAP PORTFOLIO	4.816		4.816
**D	LMIF LMGAMI EURO SMLL CP	26.652		26.652
**D	AXA MPS FINANCIAL DAC	300.000		300.000
**D	BLACKROCK GLOBAL FUNDS	3.981.653		3.981.653
**D	DEUTSCHE XTRK MSCI EMU HDG EQ ETF	920		920
**D	AZL BLACKROCK GLOBAL ALLOCATION FUND	81.093		81.093
**D	ALASKA PERMANENT FUND CORPORATION	134		134
**D	BLACKROCK LIFE LIMITED	3.123		3.123
**D	PHC NT SMALL CAP	8.046		8.046



Assemblea Ordinaria del 23 aprile 2018

LISTA ESITO DELLE VOTAZIONI

Oggetto: Proposta acquisto azioni proprie

FAVOREVOLI

Badge	Ragione Sociale	Proprio	Delega	Totale
**D	PENSION RESERVES INVESTMENT TRUST FUND	29.500	29.500	29.500
**D	PUBLIC EMPLOYEES RETIREMENT ASSOCIATION OF NEW MEXICO	5.347	5.347	5.347
**D	BLACKROCK GA DISCIPLINED VOL.	8.474	8.474	8.474
**D	BLACKROCK GLOBAL ALLOCAT. FUND	9.667.579	9.667.579	9.667.579
**D	BLACKROCK GLOBAL ALLOCAT. PORT	42.165	42.165	42.165
**D	TRUST AND CUSTODY SERV BANK	1.700.200	1.700.200	1.700.200
**D	SHINKO GLOBAL INFRASTRUCTURE	526.559	526.559	526.559
**D	MUF LYXOR FTSE ITALIA MID CAP	1.051.161	1.051.161	1.051.161
**D	MUL - LYXOR ITALIA EQUITY PIR	15.045	15.045	15.045
**D	LEGAL AND GENERAL ASSURANCE PENSIONS MANAGEMENT LIMITED	44.227	44.227	44.227
**D	LEGAL AND GENERAL COLLECTIVE INVESTMENT TRUST.	2.461	2.461	2.461
**D	MACQUARIE TRUE INDEX GLOBAL INFRASECURITIES FUND	23.115	23.115	23.115
**D	PANAGORA ASSET MANAGEMENT	1.843	1.843	1.843
**D	PANAGORA DYNAMIC INTERNATIONAL EQUITY EXTENDED ALPHA FUND LLC	92.437	92.437	92.437
**D	GOVERNMENT OF NORWAY	5.360.517	5.360.517	5.360.517
**D	TALISMAN STRATEGIC FUND CLASS A	13.198	13.198	13.198
**D	PANAGORA ASSET MANAGEMENT INC PANAGORA ABSOLUTE RETURN DYNAMIC GLOBAL MARKET NEUTRAL	3.172	3.172	3.172
**D	MISSOURI LOCAL GOVERNMENT EMPLOYEES RETIREMENT SYSTEM C/O PANAGORA ASSET MGMT INC	52.916	52.916	52.916
**D	SCHWAB INTERNATIONAL SMALL-CAP EQUITY ETF	120.967	120.967	120.967
**D	ANIMA FUNDS PLC	37.696	37.696	37.696
**D	JANUS HENDERSON INTERNATIONAL SMALL CAP FUND	23.572	23.572	23.572
**D	THE REGENTS OF THE UNIVERSITY OF CALIFORNIA	10.979	10.979	10.979
**D	MASSMUTUAL SELECT BLACKROCK GLOBAL ALLOCATION FUND	119.587	119.587	119.587
**D	TRANSAMERICA BLACKROCK GLOBAL ALLOCATION VP	392.001	392.001	392.001
**D	MM SELECT EQUITY ASSET FUND	940	940	940
**D	KP INTERNATIONAL EQUITY FUND	4.576	4.576	4.576
**D	MARYLAND STATE RETIREMENT & PENSION SYSTEM	772	772	772
**D	GTA PANTHER FUND L.P	711	711	711
**D	CITY OF NEW YORK GROUP TRUST	47.127	47.127	47.127
**D	SSGA SPDR ETF'S EUROPE II PUBLIC LIMITED COMPANY	9.935	9.935	9.935
**D	CALIFORNIA PUBLIC EMPLOYEES RETIREMENT SYSTEM	231.706	231.706	231.706
**D	CALIFORNIA STATE TEACHERS RETIREMENT SYSTEM	70.607	70.607	70.607
**D	VANGUARD FTSE DEVELOPED EUROPE ALL CAP INDEX ETF	2.169	2.169	2.169
**D	VANGUARD FTSE DEVELOPED ALL CAP EX NORTH AMERICA EQT IND POOLED FUND	2.100	2.100	2.100
**D	VANGUARD DEVEL ALL-CAP EX NORTH AMERICA EQT IND POOLED FUND	174	174	174
**D	WISDOMTREE ISSUER PUBLIC LIMITED COMPANY	5.525	5.525	5.525
**D	WISDOMTREE DYNAMIC CURRENCY HEDGED EUROPE EQUITY FUND	2.169	2.169	2.169
**D	WISDOMTREE DYNAMIC CURRENCY HEDGED INTRNL SMALLCAP EQ FUND	4.468	4.468	4.468
**D	WISDOMTREE EUROPE SMALLCAP DIVIDEND FUND	666.211	666.211	666.211
**D	WISDOMTREE INTERNATIONAL SMALLCAP DIVIDEND FUND	398.867	398.867	398.867
**D	WISDOMTREE EUROPE LOCAL RECOVERY FUND	15.754	15.754	15.754
**D	WISDOMTREE GLOBAL SMALLCAP DIVIDEND FUND	5.677	5.677	5.677
**D	WISDOMTREE EUROPE HEDGED SMALLCAP EQUITY FUND	85.702	85.702	85.702
**D	SS BK AND TRUST COMPANY INV FUNDS FOR TAXEXEMPT RETIREMENT PL	172.870	172.870	172.870
**D	AXA WORLD FUNDS	1.120.000	1.120.000	1.120.000

Azionisti:

130

Teste:

4

Azionisti in proprio: 2

Azionisti in delega:

128

Pagina 2

LISTA ESITO DELLE VOTAZIONE
Oggetto: Proposta acquisto azioni proprie

FAVOREVOLI

Badge	Ragione Sociale	Proprio	Delega	Totale
**D	ISHARES MSCI EAFE SMALL CAP ETF		398.329	398.329
**D	ISHARES MSCI EUROPE SMALL-CAP ETF		16.488	16.488
**D	BLACKROCK INST TRUST CO NA INV FUNDSFOR EMPLOYEE BENEFIT TR		723.751	723.751
**D	ISHARES CORE MSCI EAFE IMI INDEX ETF		7.163	7.163
**D	ISHARES MSCI EUROPE IMI INDEX ETF		2.991	2.991
**D	BGI MSCI EAFE SMALL CAP EQUITY INDEX FUND B		27.115	27.115
**D	BLACKROCK MSCI WORLD SMALL CAP EQ ESG SCREENED INDEX FUND B		1.465	1.465
**D	MSCI ACWI EX-U.S. IMI INDEX FUND B2		3.996	3.996
**D	COLLEGE RETIREMENT EQUITIES FUND		55.957	55.957
**D	SPDR S&P INTERNATIONAL SMALL CAP ETF		52.791	52.791
**D	MSCI EAFE SMALL CAP PROV INDEX SEC COMMON TR F		27.297	27.297
**D	ISHARES II PUBLIC LIMITED COMPANY		14.485	14.485
**D	ISHARES VII PLC		234.206	234.206
**D	BLACKROCK AM SCH AG OBO BIFS WORLD EX SW SMALL CAP EQ INDEX F		9.653	9.653
**D	STICHTING PHILIPS PENSIOENFONDS		12.990	12.990
**D	VANECK VECTORS FTSE GLOBAL INFRASTRUCTURE (HEDGED) ETF		3.005	3.005
**D	STATE OF UTAH, SCHOOL AND INSTITUTIONAL TRUST FUNDS		10.095	10.095
**D	NTGI-QM COMMON DAILY ALL COUNWD EX-US INV MKT INDEX F NONLEND		2.045	2.045
**D	THE PUBLIC INSTITUTION FOR SOCIAL SECURITY		77.948	77.948
**D	NATIONAL COUNCIL FOR SOCIAL SECURITY FUND, P.R.C		8.329	8.329
**D	GOVERNMENT EMPLOYEES SUPERANNUATION BOARD		4.032	4.032
**D	NORTHERN TRUST GLOBAL INVESTMENTS COLLECTIVE FUNDS TRUST		93.031	93.031
**D	LOS ANGELES CITY EMPLOYEES RETIREMENT SYSTEM		8.567	8.567
**D	CITY OF LOS ANGELES FIRE AND POLICE PENSION PLAN		15.967	15.967
**D	UTAH STATE RETIREMENT SYSTEMS		1.748	1.748
**D	COMMONWEALTH GLOBAL LISTED INFRASTRUCTURE FUND 6		48.416	48.416
**D	MUNICIPAL EMPLOYEES' ANNUITY AND BENEFIT FUND OF CHICAGO		2.963	2.963
**D	LEGAL & GENERAL ICAV		1.078	1.078
**D	LEGAL & GENERAL GLOBAL INFRASTRUCTURE INDEX FUND		4.880	4.880
**D	ILLINOIS STATE BOARD OF INVESTMENT		18.581	18.581
**D	VERDIPAPIRFONDET KLP AKSJEGLOBAL SMALL CAP INDEKS I		12.810	12.810
**D	MEDIOLANUM GESTIONE FONDI SGR - FLESSIBILE FUTURO ITALIA		400.000	400.000
**D	EUF - EQUITY ITALY		19.100	19.100
**D	EUF - EQUITY SMALL MID CAP ITALY		154.283	154.283
**D	AMUNDI DIVIDENDO ITALIA		127.500	127.500
**D	AMUNDI VALORE ITALIA PIR		185.000	185.000
**D	FCP HSBC MIDDLE CAP EURO		209.815	209.815
**D	CARPIMKO PM CAPI H		150.000	150.000
**D	BNY MELLON EMPLOYEE BENEFIT COLLECTIVE INVESTMENT FUND PLAN		3.385	3.385
**D	CF DV ACWI EX-U.S. IMI FUND		195	195
6668	BOVE KATRIN			
7221	ROSSI PAOLA			
Totale voti			246.107.695	
Percentuale votanti %			98,604236	
Azionisti:				
Azionisti in proprio:			130	4
Azionisti in delega:			2	128



Assemblea Ordinaria del 23 aprile 2018

LISTA ESITO DELLE VOTAZIONE
Oggetto: Proposta acquisto azioni proprie

FAVOREVOLI

Badge Ragione Sociale 90,480770
Percentuale Capitale %

Proprio Delega Totale

Azionisti:
Azionisti in proprio:

130 Teste:
2 Azionisti in delega:

Pagina 4

4
128

LISTA ESITO DELLE VOTAZIONE

Oggetto: Proposta acquisto azioni proprie

CONTRARI

Badge	Ragione Sociale	Proprio	Delega	Totale
6436	AGOSTINI ANTONIO		32.701	32.701
**D	ALLIANZ GI FONDS QUONIAM SMC		3.143	3.143
**D	UBS (US) GROUP TRUST		13.395	13.395
**D	SEI GLOBAL MASTER FUND PLC		16.298	16.298
**D	SEI LUPUS ALPHA PAN EUROPEAN		12.325	12.325
**D	UBS FUND MGT (CH) AG CH0516/UBSCHIF2-EGSCPII		30.632	30.632
**D	UBS ETF			

Totale voti 108.494
 Percentuale votanti % 0,043469
 Percentuale Capitale % 0,039888

Azionisti:
 Azionisti in proprio:

6 Teste:
 0 Azionisti in delega:

1
 6



Assemblea Ordinaria del 23 aprile 2018

LISTA ESITO DELLE VOTAZIONE

Oggetto: Proposta acquisto azioni proprie

ASTENUTI

Badge	Ragione Sociale	Proprio	Delega	Totale
6436	AGOSTINI ANTONIO		60.343	60.343
**D	CHALLENGE FUNDS CHALLENGE ITALIAN EQUITY	1.050		1.050
6580	BULLETTI OTTAVIO ANTONIO		2.050	2.050
DE*	LICCATTI ROSANNA MIRELLA		1.050	1.050
DE*	LIMONGI MARIA		1.400	1.400
DE*	SCIARRINO GIACOMO	1		1
6603	ROSSANO PATRIZIO			

Totale voti 65.894
 Percentuale votanti % 0,026401
 Percentuale Capitale % 0,024226

Pagina 6

Azionisti: 6 Teste: 3
 Azionisti in proprio: 2 Azionisti in delega: 4

LISTA ESITO DELLE VOTAZIONE

Oggetto: Proposta acquisto azioni proprie

NON VOTANTI

Badge	Ragione Sociale	Proprio	Delega	Totale
6436	AGOSTINI ANTONIO		217.640	217.640
**D	KAIROS INTERNATIONAL SICAV - RISORGIMENTO		28.208	28.208
**D	KAIROS INTERNATIONAL SICAV - ITALIA PIR		296.551	296.551
**D	KAIROS INTERNATIONAL SICAV - ITALIA		25.039	25.039
**D	KAIROS INTERNATIONAL SICAV - TARGET ITALY ALPHA		350.000	350.000
**D	UBI SICAV ITALIAN EQUITY		150.000	150.000
**D	UBI PRAMERICA SGR SPA		60.000	60.000
**D	FONDO GESTIELLE PRO ITALIA DI ALETTI GESTIELLE SGR SPA		53.000	53.000
**D	INTERFUND SICAV INTERFUND EQUITY ITALY		253.000	253.000
**D	FIDEURAM ASSET MANAGEMENT (IRELAND) FONDITALIA EQUITY ITALY		5.000	5.000
**D	FIDEURAM ASSET MANAGEMENT (IRELAND) FIDEURAM FUND EQUITY ITALY		10.000	10.000
**D	FIDEURAM INVESTIMENTI SGR - FIDEURAM ITALIA		158.000	158.000
**D	FIDEURAM INVESTIMENTI SGR - PIANO AZIONI ITALIA		55.000	55.000
**D	FIDEURAM INVESTIMENTI SGR - PIANO BILANCIATO ITALIA 50		22.000	22.000
**D	FIDEURAM INVESTIMENTI SGR - PIANO BILANCIATO ITALIA 30		135.439	135.439
**D	EURIZON CAPITAL SGR - EURIZON PROGETTO ITALIA 20		65.499	65.499
**D	EURIZON CAPITAL SGR - EURIZON PIR ITALIA 30		127.428	127.428
**D	EURIZON CAPITAL SGR - EURIZON PROGETTO ITALIA 70		60.000	60.000
**D	EURIZON CAPITAL SGR - EURIZON AZIONI ITALIA		13.951	13.951
**D	EURIZON CAPITAL SGR - EURIZON PIR ITALIA AZIONI		793.194	793.194
**D	EURIZON CAPITAL SGR - EURIZON AZIONI PMI ITALIA		430.369	430.369
**D	EURIZON CAPITAL SGR - EURIZON PROGETTO ITALIA 40			

Totale voti 3.309.318

Percentuale votanti % 1,325894

Percentuale Capitale % 1,216661

Azionisti:
Azionisti in proprio: 2121 Teste:
0 Azionisti in delega:

Pagina 7





Assemblea Ordinaria del 23 aprile 2018ESITO VOTAZIONE

Oggetto : **Relazione sulla remunerazione**


Hanno partecipato alla votazione:

-n° 163 azionisti,
portatori di n° 249.591.401 azioni ordinarie, tutte ammesse al voto,
pari al 91,761544% del capitale sociale.

Hanno votato:

		% su Azioni Ordinarie
Favorevoli	187.407.858	75,085863
Contrari	58.634.948	23,492375
SubTotale	<u>246.042.806</u>	98,578238
Astenuti	65.894	0,026401
Non Votanti	3.482.701	1,395361
SubTotale	<u>3.548.595</u>	1,421762
Totale	<u>249.591.401</u>	100,000000

Ai sensi dell'art. 135-undecies del TUF **non sono computate** ai fini del calcolo della maggioranza e del capitale richiesto per l'approvazione della delibera numero 0 azioni pari al **0,000000%** delle azioni rappresentate in aula.



LISTA ESITO DELLE VOTAZIONE
 Oggetto: Relazione sulla remunerazione

FAVOREVOLI

Badge	Ragione Sociale	Proprio	Delega	Totale
6181	SPADAFORA FRANCESCO		176.721.110	176.721.110
DE*	RAI - RADIOTELEVISIONE ITALIANA SPA			
6436	AGOSTINI ANTONIO		8.120	8.120
**D	FLEXSHARES MORNINGSTAR DEVELOPED MARKETS		220.553	220.553
**D	VANGUARD EUROPEAN STOCK INDEX FUND		509.636	509.636
**D	VANGUARD DEVELOPED MARKETS INDEX FUND		33.424	33.424
**D	VANGUARD TOTAL WORLD STOCK INDEX FUND		210.817	210.817
**D	VANGUARD FTSE ALL WORLD SMALL CAP IND FU		22.227	22.227
**D	VANGUARD INVESTMENT SERIES, PLC		2.729.458	2.729.458
**D	KAIROS INTERNATIONAL SICAV		10.722	10.722
**D	VANGUARD GLOBAL INFRASTRUCT. INDEX FUND		5.360	5.360
**D	VANGUARD INTERNATIONAL SMALL COMPANIES INDEX FUND		24.483	24.483
**D	ONEPATH GLOBAL SHARES - GLOBAL INFRASTRUCTURE (HEGED) INDEX POOL		6.524	6.524
**D	ONEPATH GLOBAL SHARES - SMALL CAP (UNHEGED) INDEXPOOL		1.336.771	1.336.771
**D	VANGUARD TOTAL INTERNATIONAL STOCK INDEX		134	134
**D	ALASKA PERMANENT FUND CORPORATION		8.048	8.048
**D	PHC NT SMALL CAP		5.347	5.347
**D	PUBLIC EMPLOYEES RETIREMENT ASSOCIATION OF NEW MEXICO		5.360.517	5.360.517
**D	GOVERNMENT OF NORWAY		13.198	13.198
**D	TALISMAN STRATEGIC FUND CLASS A		940	940
**D	MM SELECT EQUITY ASSET FUND		2.169	2.169
**D	VANGUARD FTSE DEVELOPED EUROPE ALL CAP INDEX ETF		2.100	2.100
**D	VANGUARD FTSE DEVELOPED ALL CAP EX NORTH AMERICA INDEX ETF		174	174
**D	VANGUARD DEVEL ALL-CAP EX NORTH AMERICA EQT IND POOLED FUND		55.957	55.957
**D	COLLEGE RETIREMENT EQUITIES FUND		2.045	2.045
**D	NTGI-QM COMMON DAILY ALL COUNWD EX-US INV MKT INDEX F NONLEND		93.031	93.031
**D	NORTHERN TRUST GLOBAL INVESTMENTS COLLECTIVE FUNDS TRUST		15.967	15.967
**D	CITY OF LOS ANGELES FIRE AND POLICE PENSION PLAN		2.963	2.963
**D	MUNICIPAL EMPLOYEES' ANNUITY AND BENEFIT FUND OF CHICAGO		13	13
6668	BOVE KATRIN	6.050		6.050
7221	ROSSI PAOLA			
Totale voti				
Percentuale votanti %	187.407.858			
Percentuale Capitale %	75,085863			
	68,899948			



LISTA ESITO DELLE VOTAZIONE

Oggetto: Relazione sulla remunerazione

CONTRARI

Badge	Ragione Sociale	Proprio	Delega	Totale
6436	AGOSTINI ANTONIO		300.000	300.000
**D	ARCA FONDI SGR SPA - FONDO ARCA ECONOMIA REALE BILANCIATO ITALIA 30		100.000	100.000
**D	ARCA FONDI SGR SPA - FONDO ARCA ECONOMIA REALE EQUITY ITALIA		515.302	515.302
**D	THE MASTER TRUST BANK OF JAPAN LTD		198.549	198.549
**D	AMP CAPITAL GLOBAL LISTED INFRASTRUCTURE FUND		3.341	3.341
**D	FIDELITY SALEM STREET TRUST; SPARTAN TOTAL INTERNATIONAL INDEX FUND		32.701	32.701
**D	ALLIANZ GI FONDS QUONIAM SMC		17.000	17.000
**D	AXA ASSICURAZIONI SPA		1.006.852	1.006.852
**D	AMP CAPITAL GLOBAL LISTED INFRASTR. FD		152.842	152.842
**D	IPAC SPEC INVEST STR LISTED GL INFR		80.980	80.980
**D	AMP CAPITAL GLOBAL INFRASTRUCTURE SECURITIES FUND (UNHEDGED) (MANAGED FUND)		3.900.859	3.900.859
**D	AMP CAPITAL GLOBAL INFR SECUR FUND UNHED		3.143	3.143
**D	UBS (US) GROUP TRUST		792.811	792.811
**D	JNL/BLACKROCK GLOBAL ALLOCATION FUND		28.056	28.056
**D	PUBLIC EMPLOYEES RETIREMENT SYSTEM OF OHIO		100.338	100.338
**D	JPMORGAN EUROPEAN INVESTMENT TRUST PLC		2.476	2.476
**D	NEW MEXICO STATE INVESTMENT COUNCIL		22.952.930	22.952.930
**D	ARTEMIS GLOBAL EQUITY INCOME FUND		1.390.085	1.390.085
**D	ARTEMIS MONTHLY DISTRIBUTION FUND		91.139	91.139
**D	BLACKROCK INSTITUTIONAL TRUST COMPANY N.A. INVESTMENT FUNDS FOR EMPLOYEE BENEFIT TRUSTS		1.150.000	1.150.000
**D	HSBC GLOBAL INVESTMENT FUNDS		789	789
**D	DE SHAW VALUE ALL COUNTRY ALPHA EXTENSION FUND		1.306.283	1.306.283
**D	ANIMA SGR SPA		420.320	420.320
**D	ANIMA SGR SPA ANIMA CRESCITA ITALIA		4.816	4.816
**D	ELEMENTS INTERNATIONAL SMALL CAP PORTFOLIO		26.652	26.652
**D	LMIF IMGAMI EURO:SMLL CP		300.000	300.000
**D	AXA MPS FINANCIAL DAC		3.981.653	3.981.653
**D	BLACKROCK GLOBAL FUNDS		928	928
**D	DEUTSCHE XTRK MSCI EMU HDG EQ ETF		81.093	81.093
**D	AZL BLACKROCK GLOBAL ALLOCATION FUND		3.723	3.723
**D	BLACKROCK LIFE LIMITED		29.500	29.500
**D	PENSION RESERVES INVESTMENT TRUST FUND		8.474	8.474
**D	BLACKROCK GA DISCIPLINED VOL.		9.667.579	9.667.579
**D	BLACKROCK GLOBAL ALLOCAT. FUND		13.395	13.395
**D	SEI GLOBAL MASTER FUND PLC		42.165	42.165
**D	BLACKROCK GLOBAL ALLOCAT. PORT		16.298	16.298
**D	SEI LUPUS ALPHA PAN EUROPEAN		1.700.200	1.700.200
**D	TRUST AND CUSTODY SERV BANK		526.559	526.559
**D	SHINKO GLOBAL INFRASTRUCTURE		1.051.161	1.051.161
**D	MUF LYXOR FTSE ITALIA MID CAP		15.045	15.045
**D	MUL - LYXOR ITALIA EQUITY FIR		44.227	44.227
**D	LEGAL AND GENERAL ASSURANCE PENSIONS MANAGEMENT LIMITED		2.461	2.461
**D	LEGAL AND GENERAL COLLECTIVE INVESTMENT TRUST.		23.115	23.115
**D	MACQUARIE TRUE INDEX GLOBAL INFRASECURITIES FUND		1.843	1.843
**D	PANAGORA ASSET MANAGEMENT			

Azionisti: 105

Azionisti in proprio: 0

Azionisti in delega: 105


Pagina 2

Assemblea Ordinaria del 23 aprile 2018

LISTA ESITO DELLE VOTAZIONE
 Oggetto: Relazione sulla remunerazione

CONTRARI

Badge	Ragione Sociale	Proprio	Delega	Totale
**D	PANAGORA DYNAMIC INTERNATIONAL EQUITY EXTENDED ALPHA FUND LLC		92.437	92.437
**D	UBS FUND MGT (CH) AG CH0516/UBSCHIEF2-EGSCPII		12.325	12.325
**D	PANAGORA ASSET MANAGEMENT INC PANAGORA ABSOLUTE RETURN DYNAMIC GLOBAL MARKET NEUTRAL		3.172	3.172
**D	MISSOURI LOCAL GOVERNMENT EMPLOYEES RETIREMENT SYSTEM C/O PANAGORA ASSET MGMT INC		52.916	52.916
**D	SCHWAB INTERNATIONAL SMALL-CAP EQUITY ETF		120.967	120.967
**D	ANIMA FUNDS PLC		37.696	37.696
**D	JANUS HENDERSON INTERNATIONAL SMALL CAP FUND		23.572	23.572
**D	THE REGENTS OF THE UNIVERSITY OF CALIFORNIA		10.979	10.979
**D	MASSMUTUAL SELECT BLACKROCK GLOBAL ALLOCATION FUND		119.587	119.587
**D	TRANSAMERICA BLACKROCK GLOBAL ALLOCATION VP		392.001	392.001
**D	KP INTERNATIONAL EQUITY FUND		4.576	4.576
**D	MARYLAND STATE RETIREMENT & PENSION SYSTEM		772	772
**D	GTAA PANTHER FUND L.P		711	711
**D	CITY OF NEW YORK GROUP TRUST		47.127	47.127
**D	SSGA SPDR ETFs EUROPE II PUBLIC LIMITED COMPANY		9.935	9.935
**D	CALIFORNIA PUBLIC EMPLOYEES RETIREMENT SYSTEM		231.706	231.706
**D	CALIFORNIA STATE TEACHERS RETIREMENT SYSTEM		70.607	70.607
**D	WISDOMTREE ISSUER PUBLIC LIMITED COMPANY		5.525	5.525
**D	WISDOMTREE DYNAMIC CURRENCY HEDGED EUROPE EQUITY FUND		2.169	2.169
**D	WISDOMTREE DYNAMIC CURRENCY HEDGED INTRNL SMALLCAP EQ FUND		4.468	4.468
**D	WISDOMTREE EUROPE SMALLCAP DIVIDEND FUND		666.211	666.211
**D	WISDOMTREE INTERNATIONAL SMALLCAP DIVIDEND FUND		398.867	398.867
**D	WISDOMTREE EUROPE LOCAL RECOVERY FUND		15.754	15.754
**D	WISDOMTREE GLOBAL SMALLCAP DIVIDEND FUND		5.677	5.677
**D	WISDOMTREE EUROPE HEDGED SMALLCAP EQUITY FUND		85.702	85.702
**D	SS BK AND TRUST COMPANY INV FUNDS FOR TAXEXEMPT RETIREMENT PL		172.870	172.870
**D	AXA WORLD FUNDS		1.120.000	1.120.000
**D	UBS ETF		30.632	30.632
**D	ISHARES MSCI EAFE SMALL CAP ETF		398.329	398.329
**D	BLACKROCK INST TRUST CO NA INV FUNDSFOR EMPLOYEE BENEFIT TR		16.488	16.488
**D	ISHARES CORE MSCI EAFE IMI INDEX ETF		723.751	723.751
**D	ISHARES MSCI EUROPE IMI INDEX ETF		7.163	7.163
**D	BGI MSCI EAFE SMALL CAP EQUITY INDEX FUND B		2.991	2.991
**D	BLACKROCK MSCI WORLD SMALL CAP EQ ESG SCREENED INDEX FUND B		27.115	27.115
**D	MSCI ACWI EX-U.S. IMI INDEX FUND B2		1.465	1.465
**D	SPDR S&P INTERNATIONAL SMALL CAP ETF		3.996	3.996
**D	MSCI EAFE SMALL CAP PROV INDEX SEC COMMON TR F		52.791	52.791
**D	ISHARES II PUBLIC LIMITED COMPANY		27.297	27.297
**D	ISHARES VII PLC		14.485	14.485
**D	BLACKROCK AM SCH AG OBO BIFS WORLD EX SW SMALL CAP EQ INDEX F		234.206	234.206
**D	STICHTING PHILIPS PENSIONFONDS		14.485	14.485
**D	VANECK VECTORS FTSE GLOBAL INFRASTRUCTURE (HEDGED) ETF		12.680	12.680
**D	STATE OF UTAH, SCHOOL AND INSTITUTIONAL TRUST FUNDS		3.005	3.005
**D	THE PUBLIC INSTITUTION FOR SOCIAL SECURITY		10.095	10.095
**D			77.468	77.468



Azionisti: 105 Teste: 1
 Azionisti in proprio: 0 Azionisti in delega: 105

Assemblea Ordinaria del 23 aprile 2018

LISTA ESITO DELLE VOTAZIONE

Oggetto: Relazione sulla remunerazione

CONTRARI

Badge	Ragione Sociale	Proprio	Delega	Totale
**D	NATIONAL COUNCIL FOR SOCIAL SECURITY FUND, P.R.C	8.329	8.329	8.329
**D	GOVERNMENT EMPLOYEES SUPERANNUATION BOARD	4.032	4.032	4.032
**D	LOS ANGELES CITY EMPLOYEES RETIREMENT SYSTEM	8.567	8.567	8.567
**D	UTAH STATE RETIREMENT SYSTEMS	1.748	1.748	1.748
**D	COMMONWEALTH GLOBAL LISTED INFRASTRUCTURE FUND 6	48.416	48.416	48.416
**D	LEGAL & GENERAL ICAV	1.078	1.078	1.078
**D	LEGAL & GENERAL GLOBAL INFRASTRUCTURE INDEX FUND	4.880	4.880	4.880
**D	ILLINOIS STATE BOARD OF INVESTMENT	18.581	18.581	18.581
**D	VERDIPAPIRFONDET:KLP AKSJEGLOBAL SMALL CAP INDEKS I	12.810	12.810	12.810
**D	MEDIOLANUM GESTIONE FONDI SGR - FLESSIBILE FUTURO ITALIA	400.000	400.000	400.000
**D	AMUNDI DIVIDENDO ITALIA	127.500	127.500	127.500
**D	AMUNDI VALORE ITALIA PIR	185.000	185.000	185.000
**D	FCP HSBC MIDDLE CAP EURO	209.815	209.815	209.815
**D	CARPIMKO PM CAPI'H	150.000	150.000	150.000
**D	BNY MELLON EMPLOYEE BENEFIT COLLECTIVE INVESTMENT FUND PLAN	3.385	3.385	3.385
**D	CF DV ACWI EX-U.S. IMI FUND	395	395	395

Totale voti 58.634.948
 Percentuale votanti % 23,492375
 Percentuale Capitale % 21,569666

Azionisti:
Azionisti in proprio:105 Teste:
0 Azionisti in delega:1
105

Assemblea Ordinaria del 23 aprile 2018

LISTA ESITO DELLE VOTAZIONE

Oggetto: Relazione sulla remunerazione

ASTENUTI

Badge	Ragione Sociale	Proprrio	Delega	Totale
6436	AGOSTINI ANTONIO		60.343	60.343
**D	CHALLENGE FUNDS CHALLENGE ITALIAN EQUITY	1.050		1.050
6580	BULLETTI OTTAVIO ANTONIO		2.050	2.050
DE*	LICCATI ROSANNA MIRELLA		1.050	1.050
DE*	LIMONGI MARIA		1.400	1.400
DE*	SCIARRINO GIACOMO	1		1
6603	ROSSANO PATRIZIO			

Totale voti 65.894
 Percentuale votanti % 0,026401
 Percentuale Capitale % 0,024226

Azionisti:
 Azionisti in proprio:

6 Teste:
 2 Azionisti in delega:

3
 4

Pagina 5



Assemblea Ordinaria del 23 aprile 2018

LISTA ESITO DELLE VOTAZIONE

Oggetto: Relazione sulla remunerazione

NON VOTANTI

Badge	Regione Sociale	Proprio	Delega	Totale
6436	AGOSTINI ANTONIO		217.640	217.640
**D	KAIROS INTERNATIONAL SICAV - RISORGIMENTO		28.208	28.208
**D	KAIROS INTERNATIONAL SICAV - ITALIA PIR		296.551	296.551
**D	KAIROS INTERNATIONAL SICAV - ITALIA		25.039	25.039
**D	KAIROS INTERNATIONAL SICAV - TARGET ITALY ALPHA		350.000	350.000
**D	UBI SICAV ITALIAN EQUITY		150.000	150.000
**D	UBI PRAMERICA SGR SPA		60.000	60.000
**D	FONDO GESTIELLE PRO ITALIA DI ALETTI GESTIELLE SGR SPA		53.000	53.000
**D	INPERFUND SICAV INTERFUND EQUITY ITALY		253.000	253.000
**D	FIDEURAM ASSET MANAGEMENT (IRELAND) FONDITALIA EQUITY ITALY		5.000	5.000
**D	FIDEURAM ASSET MANAGEMENT (IRELAND) FIDEURAM FUND EQUITY ITALY		10.000	10.000
**D	FIDEURAM INVESTIMENTI SGR - FIDEURAM ITALIA		158.000	158.000
**D	FIDEURAM INVESTIMENTI SGR - PIANO AZIONI ITALIA		55.000	55.000
**D	FIDEURAM INVESTIMENTI SGR - PIANO BILANCIATO ITALIA 50		22.000	22.000
**D	FIDEURAM INVESTIMENTI SGR - PIANO BILANCIATO ITALIA 30		135.439	135.439
**D	EURIZON CAPITAL SGR - EURIZON PROGETTO ITALIA 20		65.499	65.499
**D	EURIZON CAPITAL SGR - EURIZON PIR ITALIA 30		127.428	127.428
**D	EURIZON CAPITAL SGR - EURIZON PROGETTO ITALIA 70		60.000	60.000
**D	EURIZON CAPITAL SGR - EURIZON AZIONI ITALIA		13.951	13.951
**D	EURIZON CAPITAL SGR - EURIZON PIR ITALIA AZIONI		793.194	793.194
**D	EURIZON CAPITAL SGR - EURIZON AZIONI PMI ITALIA		430.369	430.369
**D	EURIZON CAPITAL SGR - EURIZON PROGETTO ITALIA 40		19.100	19.100
**D	EUF - EQUITY ITALY		154.283	154.283
**D	EUF - EQUITY SMALL MID CAP ITALY			
Totale voti			3.482.701	
Percentuale votanti %			1,395361	
Percentuale Capitale %			1,280405	

F.TI: RAFFAELÈ AGRUSTI
SALVATORE MARCONDA, NOTAIO